

## APPENDICES

### Appendix 1 Narrative Text

#### The Magic Candle

One day, a young wanderer got lost in the wood. Suddenly, he saw a light from an old hut. He knocked on the door, and an old woman opened it. She was crying. She said that a devil had stolen her magic candle. The candle could grant anything she asked. The wanderer asked her where the devil lived. "In a castle not far from here", said the woman.

The wanderer went to the castle. There he found the devil, but he was old and weak. Therefore, when the wanderer grabbed the magic candle from the devil's table and ran away, he couldn't chase him. However, the wanderer was not a kind man. He didn't return the candle to the old woman, but kept it for himself. He lit the candle and made a wish, "I want to go far from here."

Suddenly, a genie appeared and took him to a beautiful palace. There was a party in the palace. The wanderer wanted to make some money. So, he lit the candle again and wished for some jewelry. He sold them to the queen and was soon making a lot of money. Then a princess came to buy some jewelry but there was nothing left. The wanderer fell in love with her and asked her to marry him. The kind princess said yes, and they got married the next day.

In his happiness, the wanderer told the princess about his adventure and the magic candle. Hearing that, the princess got very angry. At night, she lit the candle and wished the wanderer disappeared. In the morning, the wanderer awoke and found himself back in his ugly house in the village.

### Appendix 2 Student Interview Question

Title	Exploring The Use Of Visualization Strategy For Reading Comprehension Skills Of EFL Students A Vocational High School In Ciamis
Date	24 May 2025
Recording Device	Voice Recorder

#### a) Questions for interviews

- 1) It is difficult for you understand what you read in the text?
- 2) How do you usually approach understanding a text?
- 3) Have you used visualization techniques (e.g., mind maps, storyboards, graphic organizers) while reading?
- 4) Have you used any web-based tools for visualization in your reading tasks? If yes, which ones?
- 5) Do you feel more confident in your reading comprehension when using visualization strategies? Why or why not?

### Appendix 3 Interview Transcript

Result of Interviews		
Transcript	Code	Theme
The first question : Did you struggled while reading the narrative text?	<ul style="list-style-type: none"> <li>• Student experience reading narrative text “The Magic</li> </ul>	Student’s experience reading narrative text without the

S1 : I do not find any difficulty.	<p>Candle”</p> <ul style="list-style-type: none"> <li>• Perceived ease of reading</li> <li>• Enjoyment and comprehension success</li> <li>• Struggles with language comprehension</li> <li>• Vocabulary limitation</li> </ul>	use of visualization strategy
S2 : I understand the text.		
S3 : The text is easy to read.		
S4 : I was struggled because I cannot understand the English language.		
S5 : Yes, I was not understand the text but my friend helped me.		
S6 : I cannot spell the word I was read and it struggle me to understand the meaning of the text.		
S7 : I find it difficult to read.		
S8 : I find the text is enjoyable and easy to understand.		
S9 : I find new vocabulary that I cannot understand		
S10 : The text is easy and I can understand the meaning.		
S11 : I am not fond of English language and that is why I cannot understand.		
S12 : I had fun read the text since I understand the words.		

Response to Interviews		
Transcript	Code	Theme

The second question : Usually, what you do or use to translate the text?	<ul style="list-style-type: none"> <li>• Use of translate application</li> <li>• Independent translation</li> </ul>	Reliance on technology for comprehension
S1 : I used Google translate.		
S2 : I used application Google translate		
S3 : I translated the text by myself.		
S4 : I used Google translate to the text.		
S5 : I also used Google translate application.		
S6 : Sometimes I used Google translate or asking my friends.		
S7 : I used Google translate to know the text I read.		
S8 : I translated the text by myself since I know how to read it.		
S9 : I used Google translate to read the text.		
S10 : I translated with my own mind to understand.		
S11 : Used Google translate to understand the text.		
S12 : I also used Google translate like my classmates.		

Result of Interview		
Transcript	Code	Theme
The third question : Have you used visualization techniques like previous lesson?	<ul style="list-style-type: none"> <li>• No prior experience</li> <li>• Experience with other platform or</li> </ul>	Previous experience using visualization strategy
S1 : No, I have not.		

S2 : I have not.	media digital	
S3 : Yes, I have. I used comic strip style.		
S4 : Yes I have. I used Canva.		
S5 : I have but I forgot what is it.		
S6 : It was my first time I used visualization strategy.		
S7 : No, I have never before.		
S8 : No, I have not use the strategy like that.		
S9 : I do not have the experience before.		
S10 : I have not use it before.		
S11 : No, I do not have.		
S12 : It also was my first time.		

Result of Interviews		
Transcript	Code	Theme
The fourth question : Have you used any web-based tools for visualization in your reading tasks? If yes, which ones?	<ul style="list-style-type: none"> <li>No experience with web-based tools</li> </ul>	Lack of exposure to web-based visualization tools
S1 : No, I have not try it.		
S2 : I try it before but forgot the name of the web.		
S3 : I never try to use it.		
S4 : No, I have not.		
S5 : I am unfamiliar with web-based tool		
S6 : I tried with web-based tool before but forgot the		

name.		
S7 : I have not experience use web-based tool.		
S8 : It is new to me.		
S9 : I do not have any experience with web-based tool.		
S10 : Never heard of the web-based tool before.		
S11 : I have not a chance to try.		
S12 : I do not have the experience.		

Result from Interviews		
Transcript	Code	Theme
The fifth question is : Do you feel more confident in your reading comprehension when using visualization strategy? If so, why?	<ul style="list-style-type: none"> <li>• Visual increase engagement</li> <li>• Lack of familiarity reduces confidence</li> </ul>	Impact of visualization strategy on student's confidence in reading comprehension
S1 : Yes, because the visual make it look interesting.		
S2 : Yes, I like it.		
S3 : Yes, I understand more because of the visual.		
S4 : Yes, I the visualization help me to understand the text.		
S5 : I feel more confident. I just like it.		
S6 : Yes, even though it was hard to navigate the web, I had fun with it.		
S7 : No, maybe because it was my first time I still feel like lost.		
S8 : Yes, it was easier to		

understand.		
S9 : I do not know. I am still confused.		
S10 : I am still learning to understand the concept and there are a lot things I do not understand.		
S11 : It easier to understand.		
S12 : I feel more confident because of the visual.		

#### Appendix 4 Documentation Research



**Figure 1 Showing Visualization Strategy in Class**



**Figure 2 Teaching Visualization Strategy**



**Figure 3 Student Activity in Class**

## Appendix 5 Research Permit Approval Letter



**YAYASAN TARUNA BANGSA**  
**SMK TARUNA BANGSA CIAMIS**  
 Jln. Raya Banjar KM. 3 Tlp. (0265) 777 601 Cijantung – Ciamis  
 E. mail: smk.tarunabangsa\_cms@yahoo.com



### SURAT IZIN PENELITIAN

Nomor : 421/024/SMK.TB/V/2025

Yang bertanda tangan dibawah ini Kepala SMK Taruna Bangsa Ciamis menerangkan bahwa :

Nama Lengkap : Ayumi Siham Putri Wulandari  
 No Induk Mahasiswa : 2109210027  
 Program Studi : Pend. Pendidikan Bahasa Inggris FKIP Universitas Galuh



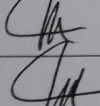
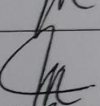


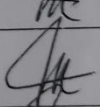



Diizinkan melaksanakan penelitian untuk menyusun karya ilmiah (SKRIPSI) yang berjudul "EXPLORING THE USE OF VISUALIZATION STRATEGY FOR READING COMPREHENSION SKILLS OF EFL STUDENTS IN CIAMIS", pada tanggal 16 Mei 2025 sampai dengan 26 Mei 2025.

Demikian surat ini dibuat untuk dapat dipergunakan sebagaimana mestinya.

Ciamis, 13 Mei 2025

Kepala Sekolah,  
  
**EKA MULYANA, S.E**

### Appendix 6 Paper Guidance List

KEGIATAN BIMBINGAN SKRIPSI				
No	Waktu		Pembimbing 1 Topik Bimbingan	Paraf Pemb. 1
	Tanggal	Jam		
1	23 November	13.00	Judul dan Introduction	
2	27 December	13.00	Instrument proposal	
3	24 Januari	10.00	Bab 3 proposal	
4	27 Januari	13.00	Bab 4 proposal	
5	31 Januari	10.00	Bab 4 dan Bab 5 proposal	
6	29 April	13.00	Introduction review	
7	4 Agustus	16.00	Judul & bab 3 review	
8	5 Agustus	16.00	Bab 4 review	
9	6 Agustus	16.00	Bab 4 review & jurnal	
10	7 Agustus	18.00	Bab 5 review & jurnal	
11				
12				
13				

## KEGIATAN BIMBINGAN SKRIPSI

No	Waktu		Pembimbing 2 Topik Bimbingan	Paraf Pemb.2
	Tanggal	Jam		
1	6 Januari	10.00	Introduction & literature review	✓
2	13 Januari	13.00	Methodology proposal	✓
3	8 Maret	10.00	Introduction skripsi	✓
4	30 Juni	13.00	Literature review skripsi	✓
5	3 Juli	13.00	Literature review skripsi	✓
6	10 Juli	13.00	Methodology skripsi	✓
7	21 Juli	11.30	Bab 4 review	✓
8	24 Juli	10.00	Bab 4 & Bab 5 review	✓
9	28 Juli	10.00	Bab 5 review & jurnal	✓
10	7 Agustus	13.00	Jurnal	✓
11				
12				
13				

## Appendix 6 Curriculum Vitae



### A. Personal Identity

Name : Ayumi Siham Putri Wulandari  
 Sex : Female  
 Address : Dsn. Hilir, RT/RW 002/001, Desa Salakaria,  
 Kecamatan Sukadana, Kabupaten Ciamis  
 Place of Birth : Ciamis, November 30<sup>th</sup> 2002  
 E-mail : ayumitakazo6913@gmail.com  
 Phone Numbers : 085603974364

### B. Educational Background

No	Institution	Graduated in
1	SD Negeri 1 Salakaria	2015
2	SMP Negeri 1 Sukadana	2018
3	SMK Taruna Bangsa	2021