

LAMPIRAN-LAMPIRAN

Lampiran 1 Surat Keterangan Bimbingan Skripsi



UNIVERSITAS GALUH FAKULTAS EKONOMI

PROGRAM STUDI MANAJEMEN : TERAKREDITASI "B" SK. NO. 5278/SK/BAN-PT/Akred/S/2020
PROGRAM STUDI AKUNTANSI : TERAKREDITASI "B" SK. NO. 4682/SK/BAN-PT/Akred/S/2020
JI. RE. Martadinata No. 150 Telp/Fax. (0265) 772060 - 778374 Ciamis 46251

SURAT TUGAS MEMBIMBING SKRIPSI Nomor : 3396/34/ST/AK/D/00/2023

Dekan Fakultas Ekonomi Universitas Galuh Ciamis dengan ini memberi tugas membimbing skripsi kepada :

Nama : **Dr. Hj. Aini Kusniawati, M.M.**
 : sebagai Pembimbing I
Nama : **Falzal Haris Eko Prabowo, S.E., M.M.**
 : sebagai Pembimbing II

Dalam penulisan/penyusunan skripsi mahasiswa untuk dan atas :

Nama : **MILA SALSA FAUZIAH**
NIM : **3402300186**
Program Studi : **Manajemen**
Judul Skripsi : **PENGARUH PERPUTARAN KAS DAN PERPUTARAN PIUTANG TERHADAP LIKUIDITAS (Suatu Studi Pada PT... Yang terdaftar pada BEI periode 20.. Sd 20 ..)**

Surat tugas ini berlaku sampai dengan skripsi selesai paling lambat 1 (satu) tahun setelah penetapan surat tugas ini.

Demikian agar dilaksanakan sebagaimana mestinya.

07 November 2023
Dekan,

Dr. Nurdiana Mulyatini, S.E., M.M.
NIK. 311270079

Tembusan :

- Yth. Ketua Program Studi yang bersangkutan
- Yth. Mahasiswa yang bersangkutan

Lampiran 2 Surat Keterangan Penelitian



GALERI INVESTASI BURSA EFEK INDONESIA UNIVERSITAS GALUH

Jl. Laikamana (1) R.E. Martadinata No. 150 Tlp. (0265) 772060 Cianjur 46251



SURAT KETERANGAN PENELITIAN No : 741-GIBII/SK.K.XI/2023

Yang bertanda tangan di bawah ini :

Nama : Toto, S.E., M.M.
NIK : 3112770544
Jabatan : Koordinator Galeri Investasi Bursa Efek Indonesia Universitas Galuh
Fakultas : Ekonomi Universitas Galuh
Alamat : R.E.Martadinata No.150 Cianjur

Menyatakan dengan sebenarnya bahwa :

Nama : Mila Salsia Fauziah
NIM : 3402200186
Program Studi : MANAJEMEN ;
Semester : VII
Alamat : Dusun Desa Desa Karanganyar RT 05 RW 02 Kecamatan Cijangjing Kabupaten Cianjur

Judul Penelitian : Pengaruh Perputaran Kas dan Perputaran Piutang Terhadap Likuiditas (Studi Studi Pada PT Indofood Sukses Makmur Tbk. yang Terdaftar pada BEI periode 2013 sd 2022)

Tempat Penelitian : Galeri Investasi Bursa Efek Indonesia Universitas Galuh Cianjur
Tahun Data : 2013-2022

Telah menyelesaikan penelitian dengan menggunakan data sekunder yang tersedia di Galeri Investasi Bursa Efek Indonesia Universitas Galuh :

Ditandai tanggal : 15 November 2023
s.d Tanggal : 15 November 2024

Demikian surat keterangan penelitian ini dibuat untuk dipergunakan sebagaimana mestinya.



30 November 2023

Toto, S.E., M.M.

Koordinator Galeri Investasi Universitas Galuh Cianjur

Lampiran 3 Tabel Distribusi t (Uji t)

Titik Persentase Distribusi t (df = 1 – 40)

df	Pr 0.50	0.25 0.20	0.10 0.10	0.05 0.050	0.025 0.02	0.01 0.010	0.005 0.002	0.001 0.002
1	1.00000	3.07768	6.31375	12.70620	31.82052	63.65674	318.30884	
2	0.81650	1.88562	2.91999	4.30265	6.96456	9.92484	22.32712	
3	0.76489	1.63774	2.35336	3.18245	4.54070	5.84091	10.21453	
4	0.74070	1.53321	2.13185	2.77645	3.74695	4.60409	7.17318	
5	0.72669	1.47588	2.01505	2.57058	3.36493	4.03214	5.89343	
6	0.71756	1.43976	1.94318	2.44691	3.14267	3.70743	5.20763	
7	0.71114	1.41492	1.89458	2.36462	2.99795	3.49948	4.78529	
8	0.70639	1.39682	1.85955	2.30600	2.89646	3.35539	4.50079	
9	0.70272	1.38303	1.83311	2.26216	2.82144	3.24984	4.29681	
10	0.69981	1.37218	1.81246	2.22814	2.76377	3.16927	4.14370	
11	0.69745	1.36343	1.79588	2.20099	2.71808	3.10581	4.02470	
12	0.69548	1.35622	1.78229	2.17881	2.68100	3.05454	3.92963	
13	0.69383	1.35017	1.77093	2.16037	2.65031	3.01228	3.85198	
14	0.69242	1.34503	1.76131	2.14479	2.62449	2.97684	3.78739	
15	0.69120	1.34061	1.75305	2.13145	2.60248	2.94671	3.73283	
16	0.69013	1.33676	1.74588	2.11991	2.58349	2.92078	3.68615	
17	0.68920	1.33338	1.73961	2.10982	2.56693	2.89823	3.64577	
18	0.68836	1.33039	1.73406	2.10092	2.55238	2.87844	3.61048	
19	0.68762	1.32773	1.72913	2.09302	2.53948	2.86093	3.57940	
20	0.68695	1.32534	1.72472	2.08596	2.52798	2.84534	3.55181	
21	0.68635	1.32319	1.72074	2.07961	2.51765	2.83136	3.52715	
22	0.68581	1.32124	1.71714	2.07387	2.50832	2.81876	3.50499	
23	0.68531	1.31946	1.71387	2.06866	2.49987	2.80734	3.48496	
24	0.68485	1.31784	1.71088	2.06390	2.49216	2.79694	3.46678	
25	0.68443	1.31635	1.70814	2.05954	2.48511	2.78744	3.45019	
26	0.68404	1.31497	1.70562	2.05553	2.47863	2.77871	3.43500	
27	0.68368	1.31370	1.70329	2.05183	2.47266	2.77068	3.42103	
28	0.68335	1.31253	1.70113	2.04841	2.46714	2.76326	3.40816	
29	0.68304	1.31143	1.69913	2.04523	2.46202	2.75639	3.39624	
30	0.68276	1.31042	1.69726	2.04227	2.45726	2.75000	3.38518	
31	0.68249	1.30946	1.69552	2.03951	2.45282	2.74404	3.37490	
32	0.68223	1.30857	1.69389	2.03693	2.44868	2.73848	3.36531	
33	0.68200	1.30774	1.69236	2.03452	2.44479	2.73328	3.35634	
34	0.68177	1.30695	1.69092	2.03224	2.44115	2.72839	3.34793	
35	0.68156	1.30621	1.68957	2.03011	2.43772	2.72381	3.34005	
36	0.68137	1.30551	1.68830	2.02809	2.43449	2.71948	3.33262	
37	0.68118	1.30485	1.68709	2.02619	2.43145	2.71541	3.32563	
38	0.68100	1.30423	1.68595	2.02439	2.42857	2.71156	3.31903	
39	0.68083	1.30364	1.68488	2.02269	2.42584	2.70791	3.31279	
40	0.68067	1.30308	1.68385	2.02108	2.42326	2.70446	3.30688	

Catatan: Probabilita yang lebih kecil yang ditunjukkan pada judul tiap kolom adalah luas daerah dalam satu ujung, sedangkan probabilitas yang lebih besar adalah luas daerah dalam kedua ujung

Lampiran 4 Tabel Distribusi F (Uji F)

Titik Persentase Distribusi F untuk Probabilita = 0,05

df untuk penyebut (N2)	df untuk pembilang (N1)														
	1	2	3	4	5	6	7	8	9	10	11	12	13	14	15
1	161	199	216	225	230	234	237	239	241	242	243	244	245	245	246
2	18.51	19.00	19.16	19.25	19.30	19.33	19.35	19.37	19.38	19.40	19.40	19.41	19.42	19.42	19.43
3	10.13	9.55	9.28	9.12	9.01	8.94	8.89	8.85	8.81	8.79	8.76	8.74	8.73	8.71	8.70
4	7.71	6.94	6.59	6.39	6.26	6.16	6.09	6.04	6.00	5.96	5.94	5.91	5.89	5.87	5.86
5	6.61	5.79	5.41	5.19	5.05	4.95	4.88	4.82	4.77	4.74	4.70	4.68	4.66	4.64	4.62
6	5.99	5.14	4.76	4.53	4.39	4.28	4.21	4.15	4.10	4.06	4.03	4.00	3.98	3.96	3.94
7	5.59	4.74	4.35	4.12	3.97	3.87	3.79	3.73	3.68	3.64	3.60	3.57	3.55	3.53	3.51
8	5.32	4.46	4.07	3.84	3.69	3.58	3.50	3.44	3.39	3.35	3.31	3.28	3.26	3.24	3.22
9	5.12	4.26	3.86	3.63	3.48	3.37	3.29	3.23	3.18	3.14	3.10	3.07	3.05	3.03	3.01
10	4.96	4.10	3.71	3.48	3.33	3.22	3.14	3.07	3.02	2.98	2.94	2.91	2.89	2.86	2.85
11	4.84	3.98	3.59	3.36	3.20	3.09	3.01	2.95	2.90	2.85	2.82	2.79	2.76	2.74	2.72
12	4.75	3.89	3.49	3.26	3.11	3.00	2.91	2.85	2.80	2.75	2.72	2.69	2.66	2.64	2.62
13	4.67	3.81	3.41	3.18	3.03	2.92	2.83	2.77	2.71	2.67	2.63	2.60	2.58	2.55	2.53
14	4.60	3.74	3.34	3.11	2.96	2.85	2.76	2.70	2.65	2.60	2.57	2.53	2.51	2.48	2.46
15	4.54	3.68	3.29	3.06	2.90	2.79	2.71	2.64	2.59	2.54	2.51	2.48	2.45	2.42	2.40
16	4.49	3.63	3.24	3.01	2.85	2.74	2.66	2.59	2.54	2.49	2.46	2.42	2.40	2.37	2.35
17	4.45	3.59	3.20	2.96	2.81	2.70	2.61	2.55	2.49	2.45	2.41	2.38	2.35	2.33	2.31
18	4.41	3.55	3.16	2.93	2.77	2.66	2.58	2.51	2.46	2.41	2.37	2.34	2.31	2.29	2.27
19	4.38	3.52	3.13	2.90	2.74	2.63	2.54	2.48	2.42	2.38	2.34	2.31	2.28	2.26	2.23
20	4.35	3.49	3.10	2.87	2.71	2.60	2.51	2.45	2.39	2.35	2.31	2.28	2.25	2.22	2.20
21	4.32	3.47	3.07	2.84	2.68	2.57	2.49	2.42	2.37	2.32	2.28	2.25	2.22	2.20	2.18
22	4.30	3.44	3.05	2.82	2.66	2.55	2.46	2.40	2.34	2.30	2.26	2.23	2.20	2.17	2.15
23	4.28	3.42	3.03	2.80	2.64	2.53	2.44	2.37	2.32	2.27	2.24	2.20	2.18	2.15	2.13
24	4.26	3.40	3.01	2.78	2.62	2.51	2.42	2.36	2.30	2.25	2.22	2.18	2.15	2.13	2.11
25	4.24	3.39	2.99	2.76	2.60	2.49	2.40	2.34	2.28	2.24	2.20	2.16	2.14	2.11	2.09
26	4.23	3.37	2.98	2.74	2.59	2.47	2.39	2.32	2.27	2.22	2.18	2.15	2.12	2.09	2.07
27	4.21	3.35	2.96	2.73	2.57	2.46	2.37	2.31	2.25	2.20	2.17	2.13	2.10	2.08	2.06
28	4.20	3.34	2.95	2.71	2.56	2.45	2.36	2.29	2.24	2.19	2.15	2.12	2.09	2.06	2.04
29	4.18	3.33	2.93	2.70	2.55	2.43	2.35	2.28	2.22	2.18	2.14	2.10	2.08	2.05	2.03
30	4.17	3.32	2.92	2.69	2.53	2.42	2.33	2.27	2.21	2.16	2.13	2.09	2.06	2.04	2.01
31	4.16	3.30	2.91	2.68	2.52	2.41	2.32	2.25	2.20	2.15	2.11	2.08	2.05	2.03	2.00
32	4.15	3.29	2.90	2.67	2.51	2.40	2.31	2.24	2.19	2.14	2.10	2.07	2.04	2.01	1.99
33	4.14	3.28	2.89	2.66	2.50	2.39	2.30	2.23	2.18	2.13	2.09	2.06	2.03	2.00	1.98
34	4.13	3.28	2.88	2.65	2.49	2.38	2.29	2.23	2.17	2.12	2.08	2.05	2.02	1.99	1.97
35	4.12	3.27	2.87	2.64	2.49	2.37	2.29	2.22	2.16	2.11	2.07	2.04	2.01	1.99	1.96
36	4.11	3.26	2.87	2.63	2.48	2.36	2.28	2.21	2.15	2.11	2.07	2.03	2.00	1.98	1.95
37	4.11	3.25	2.86	2.63	2.47	2.36	2.27	2.20	2.14	2.10	2.06	2.02	2.00	1.97	1.95
38	4.10	3.24	2.85	2.62	2.46	2.35	2.26	2.19	2.14	2.09	2.05	2.02	1.99	1.96	1.94
39	4.09	3.24	2.85	2.61	2.46	2.34	2.26	2.19	2.13	2.08	2.04	2.01	1.98	1.95	1.93
40	4.08	3.23	2.84	2.61	2.45	2.34	2.25	2.18	2.12	2.08	2.04	2.00	1.97	1.95	1.92
41	4.08	3.23	2.83	2.60	2.44	2.33	2.24	2.17	2.12	2.07	2.03	2.00	1.97	1.94	1.92
42	4.07	3.22	2.83	2.59	2.44	2.32	2.24	2.17	2.11	2.06	2.03	1.99	1.96	1.94	1.91
43	4.07	3.21	2.82	2.59	2.43	2.32	2.23	2.16	2.11	2.06	2.02	1.99	1.96	1.93	1.91
44	4.06	3.21	2.82	2.58	2.43	2.31	2.23	2.16	2.10	2.05	2.01	1.98	1.95	1.92	1.90
45	4.06	3.20	2.81	2.58	2.42	2.31	2.22	2.15	2.10	2.05	2.01	1.97	1.94	1.92	1.89

Lampiran 5 Hasil Pengolahan Data menggunakan SPSS

1. Aktiva Lancar (X_1) terhadap Likuiditas (Y)

Model Summary

Model	R	R Square	Adjusted R Square	Std. Error of the Estimate
1	.328 ^a	.108	-.003	.24388

a. Predictors: (Constant), AktivaLancar

ANOVA^a

Model		Sum of Squares	df	Mean Square	F	Sig.
1	Regression	.058	1	.058	.969	.354 ^b
	Residual	.476	8	.059		
	Total	.533	9			

a. Dependent Variable: Likuiditas

b. Predictors: (Constant), AktivaLancar

Coefficients^a

Model		Unstandardized Coefficients		Standardized Coefficients	T	Sig.
		B	Std. Error	Beta		
1	(Constant)	1.169	.350		3.339	.010
	AktivaLancar	.033	.034	.328	.982	.354

a. Dependent Variable: Likuiditas

2. Hutang Lancar (X_2) terhadap Likuiditas (Y)

Model Summary

Model	R	R Square	Adjusted R Square	Std. Error of the Estimate
1	-.389 ^a	.151	.045	.23795

a. Predictors: (Constant), UtangLancar

ANOVA^a

Model		Sum of Squares	df	Mean Square	F	Sig.
1	Regression	.080	1	.080	1.421	.267 ^b
	Residual	.453	8	.057		
	Total	.533	9			

a. Dependent Variable: Likuiditas

b. Predictors: (Constant), UtangLancar

Coefficients^a

Model		Unstandardized Coefficients		Standardized Coefficients	T	Sig.
		B	Std. Error	Beta		
1	(Constant)	1.886	.329		5.729	.000
	UtangLancar	-.038	.032	-.389	-1.192	.267

a. Dependent Variable: Likuiditas

3. Aktiva Lancar (X_1) dan Hutang Lancar (X_2) terhadap Likuiditas (Y)

Model Summary

Model	R	R Square	Adjusted R Square	Std. Error of the Estimate
1	.990 ^a	.979	.974	.03953

a. Predictors: (Constant), UtangLancar, AktivaLancar

ANOVA^a

Model		Sum of Squares	df	Mean Square	F	Sig.
1	Regression	.523	2	.261	165.8878	.000 ^b
	Residual	.011	7	.002		
	Total	.533	9			

a. Dependent Variable: Likuiditas

b. Predictors: (Constant), UtangLancar, AktivaLancar

Coefficients^a

Model		Unstandardized Coefficients		Standardized Coefficients	T	Sig.
		B	Std. Error	Beta		
1	(Constant)	1.488	.060		24.924	.000
	AktivaLancar	.138	.008	1.347	16.818	.000
	UtangLancar	-.136	.008	-1.382	-17.247	.000

a. Dependent Variable: Likuiditas

Lampiran 6 Bukti Bimbingan

Bukti bimbingan dengan dosen pembimbing I

← [Icons] 13 dari 101 > [Icons]

NIM : 3402200186
Kelas : Manajemen Reguler I
Judul : Pengaruh Perputaran Kas dan Perputaran Piutang Terhadap Likuiditas (Suatu Studi Pada PT Indofood Sukses Makmur Tbk yang Terdaftar di BEI Periode 2013-2022)
Mohon untuk bimbingan dan revisinya bu. Atas perhatian Ibu, saya ucapkan terima kasih.

3 Lampiran • Dipindai dengan Gmail [Icons]

[PDF] Mila Salsa Fauzia... [Word] Mila Salsa Fauzia... [PDF] MILA SALSA FAU...

aini kusniawati Min, 17 Des 2023, 13:13 ☆
Waalikumsalam wr.wb. 1. Silakan Saudara perbaiki sesuai dengan catatan dari saya. 2. Catatan dari saya tidak boleh Saudara hapus.

5

aini kusniawati Rab, 3 Jan 2020 ☆
Assalamualaikum wr. wb. 1. Acc bab I - III. 2. Acc untuk SUP. 3. Silakan Saudara daftar ke prodi dengan menyerahkan draf proposal yang sudah saya tanda tangani.

Mila Salsa Fauziah Sen, 13 Mei, 10:01 ☆
Assalamualaikum wr.wb Mohon maaf mengganggu waktunya bu. Saya Mila Salsa Fauziah dengan NIM 3402200186. Izin mengirimkan draft proposal dan bukti acc ...

aini kusniawati Sen, 13 Mei, 11:18 ☆
Waalikumsalam wr.wb. 1. Acc bab I-III. 2. Silakan ke lapangan. 3. Silakan bimbingan dengan Pembimbing 2 untuk bab IV dan V. 4. Kembali lagi bimbingan denga ...



















Mila Salsa Fauziah Rab, 7 Agu, 11:24 ☆
Assalamualaikum wr.wb Mohon maaf mengganggu waktunya bu. Saya Mila Salsa Fauziah dengan NIM 3402200186. Izin mengirimkan draft skripsi dan bukti acc b...

aini kusniawati Kam, 8 Agu, 08:49 ☆
Assalamualaikum wr.wb. 1. Silakan Saudara perbaiki sesuai dengan catatan dari saya. 2. Catatan dari saya tidak boleh Saudara hapus.

Mila Salsa Fauziah Kam, 8 Agu, 10:08 ☆
Assalamualaikum wr.wb Mohon maaf mengganggu waktunya bu. Saya Mila Salsa Fauziah dengan NIM 3402200186. Izin mengirimkan revisi draft skripsi bab 1-5.

aini kusniawati Kam, 8 Agu, 12:35 ☆
Waalikumsalam wr.wb. 1. Acc bab I-V. 2. Acc untuk ujian sidang skripsi. 3. Silakan Saudara daftar ke prodi. gunakan draf skripsi yang sudah saya tanda tangan.

Bukti bimbingan dengan dosen pembimbing II

 Mila Salsa Fauziah Assalamualaikum wr.wb. Mohon maaf mengganggu waktunya pak. Saya Mila Salsa Fauziah dengan NIM 3402200186. Izin mengirimkan revisi draft proposal pak.	Rab, 24 Apr, 14:19	☆
 Faizal Haris Eko Prabowo revisi	Kam, 25 Apr, 08:01	☆
 Mila Salsa Fauziah Assalamualaikum wr.wb. Mohon maaf mengganggu waktunya pak. Saya Mila Salsa Fauziah dengan NIM 3402200186. Izin mengirimkan revisi draft proposal pak. ...	Jum, 26 Apr, 07:37	☆
 Faizal Haris Eko Prabowo revisi	Jum, 26 Apr, 12:39	☆
 Mila Salsa Fauziah Assalamualaikum wr.wb. Mohon maaf mengganggu waktunya pak. Saya Mila Salsa Fauziah dengan NIM 3402200186. Izin mengirimkan revisi draft proposal pak. ...	Sab, 27 Apr, 11:01	☆
 Faizal Haris Eko Prabowo ACC BAB 1 Revisi BAB 2	Sen, 29 Apr, 15:08	☆
 Mila Salsa Fauziah Assalamualaikum wr.wb Mohon maaf mengganggu waktunya pa. Saya Mila Salsa Fauziah dengan NIM 3402200186. Izin mengirimkan revisi draft proposal. Mohon ...	Sel, 7 Mei, 11:39	☆
 Faizal Haris Eko Prabowo revisi	Sel, 7 Mei, 16:18	☆
 Mila Salsa Fauziah Assalamualaikum wr.wb Mohon maaf mengganggu waktunya pa. Izin mengirimkan file revisi draft proposal.	Rab, 8 Mei, 12:02	☆
 Faizal Haris Eko Prabowo revisi	Rab, 8 Mei, 13:45	☆
 Mila Salsa Fauziah Assalamualaikum wr.wb Mohon maaf mengganggu waktunya pa. Saya Mila Salsa Fauziah izin mengirimkan revisi draft proposal.	Jum, 10 Mei, 15:42	☆
 Faizal Haris Eko Prabowo ACC BAB 2 dan BAB 3 silahkan kembali ke dosen pembimbing 1	Mu, 12 Mei, 08:01	☆
 Mila Salsa Fauziah Assalamualaikum wr.wb. Mohon maaf mengganggu waktunya pak. Saya Mila Salsa Fauziah dengan NIM 3402200186. Izin mengirimkan revisi bab 1-5 pak. Moho...	29 Jul 2024, 15:16	☆
 Faizal Haris Eko Prabowo ke kampus dulu aja besok ya kita bimbingan offline	30 Jul 2024, 15:24	☆
 Mila Salsa Fauziah Assalamualaikum wr.wb. Mohon maaf mengganggu waktunya pak. Saya Mila Salsa Fauziah dengan NIM 3402200186. Izin mengirimkan revisi bab 1-5 pak. Moho...	5 Agu 2024, 11:33	☆
 Faizal Haris Eko Prabowo kirimkan abstrak inget abstrak itu jangan sama dengan yang lain ya	6 Agu 2024, 16:47	☆
 Mila Salsa Fauziah Assalamualaikum wr.wb. Mohon maaf mengganggu waktunya pak. Saya Mila Salsa Fauziah dengan NIM 3402200186. Izin mengirimkan abstrak dan bab 1-5 pak.	7 Agu 2024, 08:47	☆
 Faizal Haris Eko Prabowo <faizalharisekoprabowo@gmail.com> kepada saya ▾ acc draft bab 1-5 silahkan kembali ke dospem 1 untuk melanjutkan bimbingan skripsi akhir	7 Agu 2024, 09:47	☆ 🗨️ ↶ ⋮

Lampiran 7 Annual Report PT Indofood Sukses Makmur Tbk Periode 2013-2022

The original consolidated financial statements included herein are in the Indonesian language.

**PT INDOFOOD SUKSES MAKMUR Tbk
DAN ENTITAS ANAKNYA
LAPORAN POSISI KEUANGAN
KONSOLIDASIAN
Tanggal 31 Desember 2013
(Disajikan dalam Jutaan Rupiah,
Kecuali Dinyatakan Lain)**

**PT INDOFOOD SUKSES MAKMUR Tbk
AND ITS SUBSIDIARIES
CONSOLIDATED STATEMENT OF
FINANCIAL POSITION
As of December 31, 2013
(Expressed in Millions of Rupiah,
Unless Otherwise Stated)**

	31 Desember/December 31,					
	Catatan/ Notes	2013	2012 (Disajikan kembali, Catatan 4/As restated, Note 4)	2011 (Disajikan kembali, Catatan 4/As restated, Note 4)	1 Jan. 2011/ 31 Des. 2010/ Jan. 1, 2011/ Dec. 31, 2010 (Disajikan kembali, Catatan 4/As restated, Note 4)	
ASET						ASSETS
ASET LANCAR						CURRENT ASSETS
Kas dan setara kas	2,5,36,37,40	13.666.194	13.345.881	13.055.188	10.445.849	Cash and cash equivalents
Deposito berjangka	2,5,36	3.398.300	-	-	-	Time deposits
Investasi jangka pendek	2,3,6,36,37	692.832	552.728	574.800	461.725	Short-term investments
Piutang Usaha	2,36,37,40					Accounts receivable
Pihak ketiga - neto	3,7	4.053.300	2.696.937	2.652.704	2.281.010	Trade
Pihak berelasi	34	375.733	339.888	342.798	167.732	Third parties - net
Bukan usaha						Related parties
Pihak ketiga	35	322.114	385.191	393.645	158.887	Non-trade
Pihak berelasi	34,35	208.269	219.383	364.881	139.550	Third parties
Persediaan - neto	2,3,8,22,34	8.160.539	7.786.166	6.547.161	5.652.736	Related parties
Uang muka dan jaminan	9	884.410	393.212	305.810	324.841	Inventories - net
Pajak dibayar di muka	2,21	203.619	176.537	119.958	76.153	Advances and deposits
Beban tanaman ditangguhkan	2,12	143.896	122.141	148.949	179.578	Prepaid taxes
Biaya dibayar di muka dan aset lancar lainnya	2,35	355.291	217.928	102.665	127.188	Future crop expenditures
Total Aset Lancar		32.464.497	26.235.990	24.608.559	20.015.049	Prepaid expenses and other current assets
						Total Current Assets
ASET TIDAK LANCAR						NON-CURRENT ASSETS
Tagihan pajak penghasilan	2,3,21	565.241	518.238	480.747	600.992	Claims for tax refund
Piutang plasma - neto	2,3,36,38	632.661	542.643	546.479	600.656	Plasma receivables - net
Aset pajak tangguhan - neto	2,3,21	1.249.370	904.782	669.810	494.176	Deferred tax assets - net
Penyertaan jangka panjang	2,10,39	1.573.095	285.565	86.219	24.464	Long-term investments
Tanaman perkebunan	2,3,11,22,35					Plantations
Tanaman menghasilkan - neto		4.742.845	4.033.229	4.510.700	4.000.320	Mature plantations - net
Tanaman belum menghasilkan		2.847.525	1.988.650	1.881.244	1.915.420	Immature plantations
Hutan tanaman industri - neto	2,3,13	269.020	-	-	-	Industrial timber plantations - net
Aset tetap - neto	2,3,14,22,34,35	23.027.913	15.805.224	12.941.630	11.754.863	Fixed assets - net
Biaya ditangguhkan - neto	2	529.943	433.540	696.802	627.767	Deferred charges - net
Goodwill - neto	2,3,15	3.070.420	3.878.674	3.878.674	3.878.674	Goodwill - net
Aset tak berwujud - neto	2,3,15	1.931.957	2.065.195	2.198.433	2.331.671	Intangible assets - net
Biaya dibayar dimuka jangka panjang		1.280.156	456.732	70.558	28.307	Long-term prepayments
Uang muka setoran modal pada entitas asosiasi	1,2	259.700	-	-	-	Advances for stock subscription in associate
Aset tidak lancar lainnya	2,12,14,18,34,37	2.748.446	1.330.943	1.146.095	1.105.895	Other non-current assets
Total Aset Tidak Lancar		45.628.292	33.153.415	29.107.391	27.363.205	Total Non-Current Assets
TOTAL ASET	4	78.092.789	59.389.405	53.715.950	47.378.254	TOTAL ASSETS

Catatan atas laporan keuangan konsolidasian terlampir merupakan bagian yang tidak terpisahkan dari laporan keuangan konsolidasian secara keseluruhan.

The accompanying notes to the consolidated financial statements form an integral part of these consolidated financial statements taken as a whole.

The original consolidated financial statements included herein are in the Indonesian language.

**PT INDOFOOD SUKSES MAKMUR Tbk
DAN ENTITAS ANAKNYA
LAPORAN POSISI KEUANGAN
KONSOLIDASIAN (lanjutan)
Tanggal 31 Desember 2013
(Disajikan dalam Jutaan Rupiah,
Kecuali Dinyatakan Lain)**

**PT INDOFOOD SUKSES MAKMUR Tbk
AND ITS SUBSIDIARIES
CONSOLIDATED STATEMENT OF
FINANCIAL POSITION (continued)
As of December 31, 2013
(Expressed in Millions of Rupiah,
Unless Otherwise Stated)**

	31 Desember/December 31,				1 Jan. 2011/ 31 Des. 2010 Jan. 1, 2011/ Dec. 31, 2010	
	Catatan/ Notes	2013	2012 (Disajikan kembali, Catatan 4/As restated, Note 4)	2011 (Disajikan kembali, Catatan 4/As restated, Note 4)	(Disajikan kembali, Catatan 4/As restated, Note 4)	
LIABILITAS DAN EKUITAS					LIABILITIES AND EQUITY	
LIABILITAS					LIABILITIES	
LIABILITAS JANGKA PENDEK					CURRENT LIABILITIES	
Utang bank jangka pendek dan cerukan	2,17,36,37,40	4.625.586	2.613.840	2.842.973	2.360.484	Short-term bank loans and overdraft
Utang trust receipts	18,36,37,40	4.103.558	3.856.065	2.160.600	1.760.829	Trust receipts payable
Utang usaha	2,19,36,37,40					Trade payables
Pihak ketiga		3.400.715	2.288.717	1.684.283	1.619.474	Third parties
Pihak berelasi	34	277.135	211.104	242.862	204.480	Related parties
Utang lain-lain - Pihak ketiga		1.172.720	1.143.628	774.151	649.180	Other payables - Third parties
Biaya akrual	2,20,35,36,	1.513.147	1.252.840	1.023.095	1.147.523	Accrued expenses
Liabilitas imbalan kerja jangka pendek	2,20	770.224	621.265	516.046	543.777	Short-term employee benefits liability
Utang pajak	2,3,21	305.536	317.874	418.048	466.905	Taxes payable
Utang jangka panjang yang jatuh tempo dalam waktu satu tahun	2,8,11,14,22,36,37					Current maturities of long-term debts
Utang bank	40	954.935	491.524	1.039.225	947.928	Bank loans
Utang obligasi		2.338.642	-	1.062.558	-	Bonds payable
Utang pembelian aset tetap	40	11.111	8.334	6.259	2.839	Liability for purchases of fixed assets
Utang sewa pembiayaan		-	-	50	970	Finance lease liabilities
Total Liabilitas Jangka Pendek		19.471.309	12.805.200	12.670.150	9.704.385	Total Current Liabilities
LIABILITAS JANGKA PANJANG						NON-CURRENT LIABILITIES
Utang jangka panjang - setelah dikurangi bagian yang jatuh tempo dalam waktu satu tahun	2,8,11,14,22,36,37					Long-term debts - net of current maturities
Utang bank	40	13.294.577	3.992.605	3.313.280	4.960.054	Bank loans
Utang obligasi dan Sukuk Ijarah		1.993.227	4.323.442	2.327.712	4.282.995	Bonds payable and Sukuk Ijarah payables
Utang pembelian aset tetap	40	36.511	37.780	33.575	9.819	Liability for purchases of fixed assets
Utang sewa pembiayaan	2	-	-	-	50	Finance lease liabilities
Total utang jangka panjang		15.324.315	8.353.827	5.674.567	9.252.958	Total long-term debts
Liabilitas pajak tangguhan - neto	2,21	1.278.384	1.362.434	1.470.720	1.573.087	Deferred tax liabilities - net
Utang muka setoran modal dari kepentingan nonpengantali	1	213.150	-	-	-	Advances for stock subscription from non-controlling interests
Utang kepada pihak-pihak berelasi	2,34,36	515.443	342.720	298.608	260.169	Due to related parties

Catatan atas laporan keuangan konsolidasian terlampir merupakan bagian yang tidak terpisahkan dari laporan keuangan konsolidasian secara keseluruhan.

The accompanying notes to the consolidated financial statements form an integral part of these consolidated financial statements taken as a whole.

The original consolidated financial statements included herein
is in the Indonesian language.

**PT INDOFOOD SUKSES MAKMUR Tbk
DAN ENTITAS ANAKNYA
LAPORAN POSISI KEUANGAN
KONSOLIDASIAN
Tanggal 31 Desember 2014
(Disajikan dalam Jutaan Rupiah,
Kecuali Dinyatakan Lain)**

**PT INDOFOOD SUKSES MAKMUR Tbk
AND ITS SUBSIDIARIES
CONSOLIDATED STATEMENT OF
FINANCIAL POSITION
As of December 31, 2014
(Expressed in Millions of Rupiah,
Unless Otherwise Stated)**

	Catatan/ Notes	31 Desember/December 31,			
		2014	2013 (Disajikan kembali, Catatan 4/As restated, Note 4)	1 Jan. 2013/ 31 Des. 2012 Jan. 1, 2013/ Dec. 31, 2012	
ASET					ASSETS
ASET LANCAR					CURRENT ASSETS
Kas dan setara kas	2,5,36,37,40	14.157.619	13.666.194	13.345.881	Cash and cash equivalents
Deposito berjangka	2,5,36	-	3.388.300	-	Time deposits
Investasi jangka pendek	2,3,6,36,37	665.340	692.832	552.726	Short-term investments
Putang	2,36,37,40				Accounts receivable
Usaha	3,7				Trade
Pihak ketiga - neto		2.986.729	4.360.895	2.696.937	Third parties - net
Pihak berelasi	34	553.910	375.733	339.888	Related parties
Bukan usaha					Non-trade
Pihak ketiga	35	496.278	322.114	385.191	Third parties
Pihak berelasi	34,35	302.755	208.269	219.383	Related parties
Persediaan - neto	2,3,8,34	8.454.845	8.160.539	7.786.196	Inventories - net
Uang muka dan jaminan	9	646.497	884.410	393.212	Advances and deposits
Pajak dibayar di muka	2,21	345.967	203.619	176.537	Prepaid taxes
Beban tanaman ditangguhkan	2,12	161.819	143.896	122.141	Future crop expenditures
Biaya dibayar di muka dan aset lancar lainnya	2,35	391.057	355.291	217.928	Prepaid expenses and other current assets
Aset kelompok lepasan yang dimiliki untuk dijual	2,15	11.832.822	-	-	Assets of disposal group classified as held for sale
Total Aset Lancar		40.995.736	32.772.095	26.235.890	Total Current Assets
ASET TIDAK LANCAR					NON-CURRENT ASSETS
Tagihan pajak penghasilan	2,3,21	456.683	565.241	518.238	Claims for tax refund
Putang piasma - neto	2,3,36,38	618.026	632.661	542.643	Plasma receivables - net
Aset pajak tangguhan - neto	2,3,21	1.587.470	1.249.370	904.782	Deferred tax assets - net
Pernyataan jangka panjang	2,10,39	1.677.887	1.573.095	295.565	Long-term investments
Tanaman perkebunan	35				Plantations
Tanaman menghasilkan - neto		5.116.106	4.742.845	4.933.229	Mature plantations - net
Tanaman belum menghasilkan		3.197.449	2.847.525	1.988.650	Immature plantations
Hutan tanaman industri, neto	2,3,13,2,3,14	279.221	269.020	-	Industrial timber plantations, net
Aset tetap - neto	34,35	22.011.488	22.237.681	15.805.224	Fixed assets - net
Biaya ditangguhkan - neto	2	596.345	529.943	433.540	Deferred charges - net
Goodwill - neto	2,3,15	3.978.524	3.970.420	3.678.674	Goodwill - net
Aset tak berwujud - neto	2,3,15	2.761.473	1.931.057	2.065.105	Intangible assets - net
Biaya dibayar di muka jangka panjang		761.489	1.280.156	456.732	Long-term prepayments
Uang muka setoran modal pada entitas asosiasi	1,2,2,12,14,15,34,37	-	259.700	-	Advances for stock subscription in associate
Aset tidak lancar lainnya		1.702.988	2.749.727	1.330.943	Other non-current assets
Total Aset Tidak Lancar		44.943.149	44.839.321	33.153.415	Total Non-Current Assets
TOTAL ASET		85.938.885	77.611.416	59.389.405	TOTAL ASSETS

Catatan atas laporan keuangan konsolidasian terlampir merupakan bagian yang tidak terpisahkan dari laporan keuangan konsolidasian secara keseluruhan.

The accompanying notes to the consolidated financial statements form an integral part of these consolidated financial statements taken as a whole.

The original consolidated financial statements included herein is in the Indonesian language.

**PT INDOFOOD SUKSES MAKMUR Tbk
DAN ENTITAS ANAKNYA
LAPORAN POSISI KEUANGAN
KONSOLIDASIAN (lanjutan)
Tanggal 31 Desember 2014
(Disajikan dalam Jutaan Rupiah,
Kecuali Dinyatakan Lain)**

**PT INDOFOOD SUKSES MAKMUR Tbk
AND ITS SUBSIDIARIES
CONSOLIDATED STATEMENT OF
FINANCIAL POSITION (continued)
As of December 31, 2014
(Expressed in Millions of Rupiah,
Unless Otherwise Stated)**

		31 Desember/December 31,			
			2013 (Disajikan kembali, Catatan 4/As restated, Note 4)	1 Jan. 2013/ 31 Dec. 2012 Jan. 1, 2013/ Dec. 31, 2012	
	Catatan/ Notes	2014			
LIABILITAS JANGKA PENDEK					
Utang bank jangka pendek dan cerukan	2,17,36, 37,40	5.069.833	4.625.588	2.613.840	Short-term bank loans and overdraft
Utang must-receipts	18,36,37,40 2,19,36, 37,40	3.822.784	4.103.558	3.856.065	Trust receipts payable
Utang usaha					Trade payables
Pihak ketiga		3.307.564	3.400.715	2.288.717	Third parties
Pihak berelasi	34	539.400	277.135	211.104	Related parties
Utang lain-lain - Pihak ketiga	37,40	1.303.973	1.172.720	1.143.628	Other payables - Third parties
Biaya akrual	2,20,35,36,37	2.051.104	1.513.147	1.252.849	Accrued expenses
Liabilitas imbalan kerja jangka pendek	2,20	728.613	770.224	621.265	Short-term employee benefits liability
Utang pajak	2,3,21	479.296	305.536	317.874	Taxes payable
Utang jangka panjang yang jatuh tempo dalam waktu satu tahun	2,8,11,14, 22,36,37				Current maturities of long-term debts
Utang bank	40	1.091.748	954.935	491.524	Bank loans
Utang obligasi dan Sukuk Ijarah		-	2.336.642	-	Bonds payable and Sukuk Ijarah Payable
Utang pembelian aset tetap	40	11.349	11.111	8.334	Liability for purchases of fixed assets
Liabilitas terkait aset kelompok lepasan yang dimiliki untuk dijual	15	4.176.022	-	-	Liabilities directly associated with disposal group classified as held for sale
Total Liabilitas Jangka Pendek		22.681.686	19.471.309	12.805.200	Total Current Liabilities
LIABILITAS JANGKA PANJANG					
Utang jangka panjang - setelah dikurangi bagian yang jatuh tempo dalam waktu satu tahun	2,8,11,14, 22,36,37				Long-term debts - net of current maturities
Utang bank	40	12.826.553	13.294.577	3.992.605	Bank loans
Utang obligasi		3.985.409	1.993.227	4.323.442	Bonds payable
Utang pembelian aset tetap	40	25.914	38.511	37.780	Liability for purchases of fixed assets
Total utang jangka panjang		16.837.876	15.324.315	8.353.827	Total long-term debts
Liabilitas pajak tangguhan - neto	2,21	1.174.397	1.278.384	1.362.434	Deferred tax liabilities - net
Utang kepada pihak-pihak berelasi	2,34,36,37	523.202	515.443	342.720	Due to related parties
Liabilitas imbalan kerja karyawan	2,3,23	3.434.347	2.729.970	2.292.950	Liabilities for employee benefits
Liabilitas estimasi atas biaya pembongkaran aset tetap	2,3,14	59.001	50.923	92.037	Estimated liabilities for assets dismantling costs
Utang lain-lain jangka panjang		-	136.166	-	Other long-term payable
Uang muka setoran modal dari kepentingan nonpengendali	1	-	213.150	-	Advances for stock subscription from non-controlling interests
Total Liabilitas Jangka Panjang		22.028.623	20.248.351	12.443.968	Total Non-Current Liabilities
TOTAL LIABILITAS	4,39	44.710.509	39.719.660	25.249.168	TOTAL LIABILITIES

Catatan atas laporan keuangan konsolidasian terlampir merupakan bagian yang tidak terpisahkan dari laporan keuangan konsolidasian secara keseluruhan.

The accompanying notes to the consolidated financial statements form an integral part of these consolidated financial statements taken as a whole.

The original consolidated financial statements included herein are in Indonesian language.

**PT INDOFOOD SUKSES MAKMUR Tbk
DAN ENTITAS ANAKNYA
LAPORAN POSISI KEUANGAN
KONSOLIDASIAN
Tanggal 31 Desember 2015
(Disajikan dalam Jutaan Rupiah,
Kecuali Dinyatakan Lain)**

**PT INDOFOOD SUKSES MAKMUR Tbk
AND ITS SUBSIDIARIES
CONSOLIDATED STATEMENT OF
FINANCIAL POSITION
As of December 31, 2015
(Expressed in Millions of Rupiah,
Unless Otherwise Stated)**

	Catatan/ Notes	31 Desember 2015/ December 31, 2015	31 Desember 2014/ December 31, 2014 (Disajikan Kembali/ As Restated)	1 Januari 2014/ 31 Desember 2013/ January 1, 2014/ December 31, 2013 (Disajikan Kembali/ As Restated)	
ASET					ASSETS
ASET LANCAR					CURRENT ASSETS
Kas dan setara kas	2,5,36,37,40	13.070.070	14.157.619	13.656.194	Cash and cash equivalents
Deposito berjangka	2,5,36	-	-	3.308.300	Time deposits
Investasi jangka pendek	2,3,6,36,37	1.090.607	665.340	602.832	Short-term investments
Piutang	2,4,36,37,40				Accounts receivable
Usaha	3,7				Trade
Pihak ketiga - neto		3.522.583	3.001.157	4.380.898	Third parties - net
Pihak berelasi	34	733.261	553.910	375.733	Related parties
Bukan usaha					Non-trade
Pihak ketiga	35	458.089	500.602	322.114	Third parties
Pihak berelasi	34,35	402.707	302.755	208.259	Related parties
Persediaan - neto	2,3,4,8	7.627.360	8.446.349	8.160.539	Inventories - net
Uang muka dan jaminan	4,9	809.685	649.072	884.410	Advances and deposits
Pajak dibayar di muka	2,4,21	302.105	351.822	203.619	Prepaid taxes
Beban tanaman ditangguhkan	2,12	165.308	161.819	143.896	Future crop expenditures
Biaya dibayar di muka dan aset lancar lainnya	2,4,34	253.910	390.760	355.291	Prepaid expenses and other current assets
Aset kelompok lepasan yang dimiliki untuk dijual	2,15	14.375.084	11.832.022	-	Assets of disposal group classified as held for sale
Total Aset Lancar		42.816.745	41.014.127	32.772.095	Total Current Assets
ASET TIDAK LANCAR					NON-CURRENT ASSETS
Tagihan pajak penghasilan	2,3,4,21	261.934	457.440	565.241	Claims for tax refund
Piutang plasma - neto	2,3,36,37,38	785.773	616.026	632.661	Plasma receivables - net
Aset pajak tangguhan - neto	2,3,4,21	2.083.290	1.742.851	1.415.894	Deferred tax assets - net
Penyertaan jangka panjang	2,10,39	1.898.233	1.877.887	1.573.095	Long-term investments
Tanaman perkebunan	35				Plantations
Tanaman menghasilkan - neto		5.193.433	5.116.106	4.742.845	Mature plantations - net
Tanaman belum menghasilkan		3.012.838	3.197.449	2.847.525	Immature plantations
Hutan tanaman industri, neto	2,3,13	281.725	279.221	269.020	Industrial timber plantations, net
	2,3,4,14				
Aset tetap - neto	34,35	25.096.342	21.982.095	22.237.651	Fixed assets - net
Properti investasi	2,15	42.188	-	-	Investment property
Biaya ditangguhkan - neto	2	676.166	596.345	529.943	Deferred charges - net
Goodwill	2,3,15	3.076.524	3.976.524	3.970.420	Goodwill
Aset tak berwujud - neto	2,3,15	2.628.235	2.701.473	1.931.957	Intangible assets - net
Biaya dibayar di muka jangka panjang		048.120	761.489	1.280.156	Long-term prepayments
Uang muka setoran modal pada entitas asosiasi	1	-	-	259.700	Advances for stock subscription in associate
	2,4,12,16				
Aset tidak lancar lainnya	34,35,37	1.529.883	1.686.218	2.749.727	Other non-current assets
Total Aset Tidak Lancar		49.014.781	45.063.124	45.005.845	Total Non-Current Assets
TOTAL ASET	39	91.831.526	86.077.251	77.777.940	TOTAL ASSETS

Catatan atas laporan keuangan konsolidasian terlampir merupakan bagian yang tidak terpisahkan dari laporan keuangan konsolidasian secara keseluruhan.

The accompanying notes to the consolidated financial statements form an integral part of these consolidated financial statements taken as a whole.

The original consolidated financial statements included herein are in Indonesian language.

**PT INDOFOOD SUKSES MAKMUR Tbk
DAN ENTITAS ANAKNYA
LAPORAN POSISI KEUANGAN
KONSOLIDASIAN (lanjutan)
Tanggal 31 Desember 2015
(Disajikan dalam Jutaan Rupiah,
Kecuali Dinyatakan Lain)**

**PT INDOFOOD SUKSES MAKMUR Tbk
AND ITS SUBSIDIARIES
CONSOLIDATED STATEMENT OF
FINANCIAL POSITION (continued)
As of December 31, 2015
(Expressed in Millions of Rupiah,
Unless Otherwise Stated)**

			1 Januari 2014/ 31 Desember 2013/ January 1, 2014/ December 31, 2013	
	Catatan/ Notes	31 Desember 2015/ December 31, 2015	31 Desember 2014/ December 31, 2014 (Disajikan Kembali/ As Restated)	31 Desember 2013/ December 31, 2013 (Disajikan Kembali/ As Restated)
LIABILITAS				LIABILITIES
LIABILITAS JANGKA PENDEK				CURRENT LIABILITIES
Utang bank jangka pendek dan omahan	2,17,36, 37,40	5.971.569	5.069.833	4.625.584
Utang trust receipts	2,18,36,37,40	1.747.575	3.922.784	4.103.558
Utang usaha	2,4,19,36, 37,40			
Pihak ketiga		3.080.946	3.279.443	3.400.715
Pihak berelasi	34	503.958	539.400	277.135
Utang lain-lain dan uang muka yang diterima - Pihak ketiga	2,4,15,35,37,40	1.588.265	1.274.315	1.172.720
Beban akrual	2,4,20,36,37	2.137.268	2.084.729	1.513.147
Liabilitas imbalan kerja jangka pendek	2,4,20	684.417	730.683	770.224
Utang pajak	2,3,4,21	352.910	478.529	305.536
Utang jangka panjang yang jatuh tempo dalam waktu satu tahun	2,11,14, 22,36,37			
Utang bank	40	2.949.803	1.091.748	954.035
Utang obligasi dan Sukuk Ijarah	36	-	-	2.336.642
Utang pembelian aset tetap	40	42.942	11.349	11.111
Liabilitas terkait aset kelompok keputusan yang dimiliki untuk dijual	2,15	8.048.887	4.178.022	-
Total Liabilitas Jangka Pendek		25.107.538	22.658.835	19.471.309
LIABILITAS JANGKA PANJANG				NON-CURRENT LIABILITIES
Utang jangka panjang - setelah dikurangi bagian yang jatuh tempo dalam waktu satu tahun	2,11,14, 22,36,37			
Utang bank	40	12.889.330	12.826.553	13.294.577
Utang obligasi		3.989.156	3.985.409	1.993.227
Utang pembelian aset tetap	40	15.486	25.914	38.511
Total utang jangka panjang		16.893.972	16.837.876	15.326.315
Liabilitas pajak tangguhan - neto	2,4,21	1.518.833	1.016.943	1.109.020
Utang kepada pihak-pihak berelasi	2,3,4,36,37	338.848	523.202	515.443
Liabilitas imbalan kerja karyawan	2,3,4,23	4.775.806	4.707.196	4.073.515
Liabilitas estimasi atas biaya pembongkaran aset tetap	2,3,14	74.956	59.001	50.923
Utang lain-lain jangka panjang		-	-	136.166
Utang muka setoran modal dari kepentingan nonpengendali	1	-	-	213.150
Total Liabilitas Jangka Panjang		23.602.395	23.144.218	21.422.532
TOTAL LIABILITAS	39	48.709.933	45.803.053	40.893.841

Catatan atas laporan keuangan konsolidasian terlampir merupakan bagian yang tidak terpisahkan dari laporan keuangan konsolidasian secara keseluruhan.

The accompanying notes to the consolidated financial statements form an integral part of these consolidated financial statements taken as a whole.

The original consolidated financial statements included herein are in Indonesian language.

**PT INDOFOOD SUKSES MAKMUR Tbk
DAN ENTITAS ANAKNYA
LAPORAN POSISI KEUANGAN
KONSOLIDASIAN
Tanggal 31 Desember 2016
(Disajikan dalam Jutaan Rupiah,
Kecuali Dinyatakan Lain)**

**PT INDOFOOD SUKSES MAKMUR Tbk
AND ITS SUBSIDIARIES
CONSOLIDATED STATEMENT OF
FINANCIAL POSITION
As of December 31, 2016
(Expressed in Millions of Rupiah,
Unless Otherwise Stated)**

	Catatan/ Notes	31 Desember/ December 31, 2016	31 Desember / December 31, 2015	31 Desember / December 31, 2014	
ASET					ASSETS
ASET LANCAR					CURRENT ASSETS
Kas dan setara kas	2,4,35,36,39	13.362.236	13.076.076	14.157.619	Cash and cash equivalents
Investasi jangka pendek	2,3,5,35,36	534.138	1.090.507	665.340	Short-term investments
Piutang Usaha	2,35,36,39				Accounts receivable
Usaha	3,6				Trade
Pihak ketiga - neto		3.729.640	3.522.553	3.001.157	Third parties - net
Pihak berelasi	33	687.206	733.261	553.910	Related parties
Bukan usaha					Non-trade
Pihak ketiga	34	216.638	458.089	500.602	Third parties
Pihak berelasi	33,34	371.033	402.707	302.755	Related parties
Penerimaan - neto	2,3,7	8.469.821	7.627.360	8.446.349	Inventories - net
Uang muka dan jaminan	8	699.403	809.685	649.072	Advances and deposits
Pajak dibayar di muka	2,20	320.384	302.105	351.822	Prepaid taxes
Beban tanaman ditanggungkan	2,11	180.900	165.308	161.819	Future crop expenditures
Biaya dibayar di muka dan aset lancar lainnya	2,33	214.044	253.910	390.760	Prepaid expenses and other current assets
Aset kelompok lepasan yang dimiliki untuk dijual	2,3,14	-	14.375.084	11.832.522	Assets of disposal group classified as held for sale
Total Aset Lancar		28.983.443	42.816.745	41.014.127	Total Current Assets
ASET TIDAK LANCAR					NON-CURRENT ASSETS
Tagihan pajak penghasilan	2,3,20	271.485	261.934	457.440	Claims for tax refund
Piutang plasma - neto	2,3,35,36,37	1.064.600	785.773	618.026	Plasma receivables - net
Aset pajak tangguhan - neto	2,3,20	2.044.321	2.083.200	1.742.851	Deferred tax assets - net
Investasi jangka panjang	2,9,36,38	3.276.017	1.898.233	1.877.887	Long-term investments
Tanaman perkebunan	34				Plantations
Tanaman menghasilkan - neto		6.014.014	5.193.423	5.116.106	Mature plantations - net
Tanaman belum menghasilkan		3.095.395	3.612.838	3.197.449	Immature plantations
Hutan tanaman industri, neto	2,3,12,2,3,13	284.162	281.726	279.221	Industrial timber plantations, net
Aset tetap - neto	33,34	25.701.913	25.096.342	21.982.095	Fixed assets - net
Properti investasi	2,14	42.188	42.168	-	Investment property
Biaya ditanggungkan - neto	2	627.908	676.166	506.345	Deferred charges - net
Goodwill	2,3,14	3.976.524	3.976.524	3.976.524	Goodwill
Aset tak berwujud - neto	2,3,14	2.329.997	2.628.235	2.761.473	Intangible assets - net
Biaya dibayar di muka jangka panjang	2,2,11,15	981.204	948.126	761.489	Long-term prepayments
Aset tidak lancar lainnya	33,34,36	3.479.254	1.529.983	1.696.218	Other non-current assets
Total Aset Tidak Lancar		53.189.072	49.014.781	45.963.124	Total Non-Current Assets
TOTAL ASET	38	82.174.515	91.831.526	86.977.251	TOTAL ASSETS

Catatan atas laporan keuangan konsolidasian terlampir merupakan bagian yang tidak terpisahkan dari laporan keuangan konsolidasian secara keseluruhan.

The accompanying notes to the consolidated financial statements form an integral part of these consolidated financial statements taken as a whole.

The original consolidated financial statements included herein are in Indonesian language.

**PT INDOFOOD SUKSES MAKMUR Tbk
DAN ENTITAS ANAKNYA
LAPORAN POSISI KEUANGAN
KONSOLIDASIAN (lanjutan)
Tanggal 31 Desember 2016
(Disajikan dalam Jutaan Rupiah,
Kecuali Dinyatakan Lain)**

**PT INDOFOOD SUKSES MAKMUR Tbk
AND ITS SUBSIDIARIES
CONSOLIDATED STATEMENT OF
FINANCIAL POSITION (continued)
As of December 31, 2016
(Expressed in Millions of Rupiah,
Unless Otherwise Stated)**

	Catatan/ Nota	31 Desember/ December 31, 2016	31 Desember / December 31, 2015	31 Desember / December 31, 2014	
LIABILITAS DAN EKUITAS					LIABILITIES AND EQUITIES
LIABILITAS					LIABILITIES
LIABILITAS JANGKA PENDEK					CURRENT LIABILITIES
Utang bank jangka pendek dan cerukan	2,16,35,36,39	5.607.745	5.971.969	5.069.833	Short-term bank loans and overdraft
Utang trust receipts	2,17,35,36,39	1.218.664	1.747.575	3.922.784	Trust receipts payable
Utang usaha	2,18,35,36,39				Trade payables
Pihak ketiga		2.964.533	3.080.946	3.279.443	Third parties
Pihak berelasi	33	573.340	503.958	539.400	Related parties
Utang lain-lain dan uang muka yang diterima - Pihak ketiga	2,36,39	1.222.334	1.589.265	1.274.315	Other payables and deposit received - Third parties
Beban akrual	2,19,35,36	2.260.066	2.137.266	2.064.729	Accrued expenses
Liabilitas imbalan kerja jangka pendek	2,19	624.778	684.417	730.683	Short-term employee benefits liability
Utang pajak	2,3,20	840.162	352.910	478.529	Taxes payable
Utang jangka panjang yang jatuh tempo dalam waktu satu tahun	2,13,36				Current maturities of long-term debts
Utang bank	39	1.608.077	2.949.803	1.091.748	Bank loans
Utang obligasi	35	1.099.082	-	-	Bonds payable
Utang pembelian aset tetap	21,39	10.460	42.942	11.349	Liability for purchases of fixed assets
Liabilitas terkait aset kelompok lepasan yang dimiliki untuk dijual	2,14	-	6.046.887	4.176.022	Liabilities directly associated with disposal group classified as held for sale
Total Liabilitas Jangka Pendek		19.219.441	25.107.538	22.658.835	Total Current Liabilities
LIABILITAS JANGKA PANJANG					NON-CURRENT LIABILITIES
Utang jangka panjang - setelah dikurangi bagian yang jatuh tempo dalam waktu satu tahun	2,13,36				Long-term debts - net of current maturities
Utang bank	39	9.889.092	12.889.330	12.826.553	Bank loans
Utang obligasi		1.994.160	3.989.156	3.985.409	Bonds payable
Utang pembelian aset tetap	36,39	4.603	15.486	25.914	Liability for purchases of fixed assets
Total utang jangka panjang		11.887.855	16.893.952	16.837.876	Total long-term debts
Liabilitas pajak tangguhan - neto	2,3,20	1.050.282	1.518.833	1.018.943	Deferred tax liabilities - net
Utang kepada pihak-pihak berelasi	2,33,35,36	542.099	338.848	523.202	Due to related parties
Uang muka setoran modal dari kepentingan nonpengendali	1	83.300	-	-	Advance for stock subscription from non-controlling interest
Liabilitas imbalan kerja karyawan	2,22	5.360.277	4.775.806	4.707.196	Liabilities for employee benefits
Liabilitas estimasi atas biaya pembongkaran aset tetap	2,3,13	89.838	74.956	59.001	Estimated liabilities for assets dismantling costs
Total Liabilitas Jangka Panjang		19.013.651	23.602.395	23.144.218	Total Non-Current Liabilities
TOTAL LIABILITAS	38	38.233.092	48.709.933	45.803.053	TOTAL LIABILITIES

Catatan atas laporan keuangan konsolidasian terlampir merupakan bagian yang tidak terpisahkan dari laporan keuangan konsolidasian secara keseluruhan.

The accompanying notes to the consolidated financial statements form an integral part of these consolidated financial statements taken as a whole.

The original consolidated financial statements included herein are in Indonesian language.

**PT INDOFOOD SUKSES MAKMUR Tbk
DAN ENTITAS ANAKNYA
LAPORAN POSISI KEUANGAN
KONSOLIDASIAN
Tanggal 31 Desember 2017
(Disajikan dalam Jutaan Rupiah,
Kecuali Dinyatakan Lain)**

**PT INDOFOOD SUKSES MAKMUR Tbk
AND ITS SUBSIDIARIES
CONSOLIDATED STATEMENT OF
FINANCIAL POSITION
As of December 31, 2017
(Expressed in Millions of Rupiah,
Unless Otherwise Stated)**

	Catatan/ Notes	31 Desember 2017/ December 31, 2017	31 Desember 2016/ December 31, 2016	
ASET				ASSETS
ASET LANCAR				CURRENT ASSETS
Kas dan setara kas	2,4,35,36,39	13.689.998	13.362.236	Cash and cash equivalents
Investasi jangka pendek	2,3,5,25,26	600.159	534.138	Short-term investments
Piutang Usaha	2,35,36,39			Accounts receivable
Usaha	3,6			Trade
Pihak ketiga - neto		3.941.053	3.729.640	Third parties - net
Pihak berelasi	33	1.098.080	687.206	Related parties
Bukan usaha				Non-trade
Pihak ketiga	14,34	1.430.300	216.638	Third parties
Pihak berelasi	33,34	382.852	371.033	Related parties
Persediaan - neto	2,3,7	8.692.981	8.469.821	Inventories - net
Uang muka dan jaminan	8	692.160	699.403	Advances and deposits
Pajak dibayar di muka	2,3,20	368.412	320.384	Prepaid taxes
Beban tanaman ditangguhkan	2,11	205.876	180.900	Future crop expenditures
Biaya dibayar di muka dan aset lancar lainnya	2,33	216.928	214.044	Prepaid expenses and other current assets
Total Aset Lancar		32.515.398	28.985.443	Total Current Assets
ASET TIDAK LANCAR				NON-CURRENT ASSETS
Tagihan pajak penghasilan	2,3,20	215.062	271.465	Claims for tax refund
	2,3,34,35			
Piutang plasma - neto	36,37	1.158.659	1.004.800	Plasma receivables - net
Aset pajak langgahan - neto	2,3,20	2.120.165	2.044.321	Deferred tax assets - net
Investasi jangka panjang	2,9,36,38	3.588.183	3.276.017	Long-term investments
	2,9,10,20			
Tanaman perkebunan	34			Plantations
Tanaman menghasilkan - neto		6.375.322	6.014.014	Mature plantations - net
Tanaman belum menghasilkan		3.028.276	3.095.395	Immature plantations
Hutan tanaman industri, neto	2,3,12	284.648	284.162	Industrial timber plantations, net
	2,3,13			
Aset tetap - neto	33,34	29.787.303	29.701.913	Fixed assets - net
Properti investasi	2,14	42.188	42.188	Investment property
Biaya ditangguhkan - neto	2	758.038	627.998	Deferred charges - net
Goodwill	2,3,14	3.965.725	3.976.524	Goodwill
Aset tak berwujud - neto	2,3,14	1.530.140	2.329.997	Intangible assets - net
Biaya dibayar di muka jangka panjang	2	961.395	961.204	Long-term prepayments
	2,11,15			
Aset tidak lancar lainnya	33,34,36	1.305.985	3.470.254	Other non-current assets
Total Aset Tidak Lancar		55.424.089	53.189.872	Total Non-Current Assets
TOTAL ASET	38	87.939.488	82.174.515	TOTAL ASSETS

Catatan atas laporan keuangan konsolidasian terlampir merupakan bagian yang tidak terpisahkan dari laporan keuangan konsolidasian secara keseluruhan.

The accompanying notes to the consolidated financial statements form an integral part of these consolidated financial statements taken as a whole.

The original consolidated financial statements included herein are in Indonesian language.

**PT INDOFOOD SUKSES MAKMUR Tbk
DAN ENTITAS ANAKNYA
LAPORAN POSISI KEUANGAN
KONSOLIDASIAN (lanjutan)
Tanggal 31 Desember 2017
(Disajikan dalam Jutaan Rupiah,
Kecuali Dinyatakan Lain)**

**PT INDOFOOD SUKSES MAKMUR Tbk
AND ITS SUBSIDIARIES
CONSOLIDATED STATEMENT OF
FINANCIAL POSITION (continued)
As of December 31, 2017
(Expressed in Millions of Rupiah,
Unless Otherwise Stated)**

	Catatan/ Notes	31 Desember 2017/ December 31, 2017	31 Desember 2016/ December 31, 2016	
LIABILITAS DAN EKUITAS				LIABILITIES AND EQUITY
LIABILITAS				LIABILITIES
LIABILITAS JANGKA PENDEK				CURRENT LIABILITIES
Utang bank jangka pendek	2,16,35,36,39	9.949.734	5.697.745	Short-term bank loans
Utang trust receipts	2,17,35,36,39	636.225	1.218.864	Trust receipts payable
Utang usaha	2,18,35,36,39			Trade payables
Pihak ketiga		3.361.853	2.864.533	Third parties
Pihak berelasi	33	714.034	573.340	Related parties
Utang lain-lain dan uang muka yang diterima - Pihak ketiga	2,34,36,38	1.390.487	1.222.334	Other payables and deposit received - Third parties
Beban akrual	2, 10,35,36	2.153.440	2.260.066	Accrued expenses
Liabilitas imbalan kerja jangka pendek	2,19	912.622	824.778	Short-term employee benefits liability
Utang pajak	2,3,20	392.351	840.162	Taxes payable
Utang jangka panjang yang jatuh tempo dalam waktu satu tahun	2,13			Current maturities of long-term debts
Utang bank	39	2.124.644	1.608.077	Bank loans
Utang obligasi	35	-	1.998.082	Bonds payable
Liabilitas pembelian aset tetap	39	2.264	10.460	Liability for purchases of fixed assets
Total Liabilitas Jangka Pendek		21.637.763	19.219.441	Total Current Liabilities
LIABILITAS JANGKA PANJANG				NON-CURRENT LIABILITIES
Utang jangka panjang - setelah dikurangi bagian yang jatuh tempo dalam waktu satu tahun	2,13, 21,35,36			Long-term debts - net of current maturities
Utang bank	39	7.618.216	9.889.092	Bank loans
Utang obligasi		3.086.500	1.994.160	Bonds payable
Liabilitas pembelian aset tetap	39	2.377	4.603	Liability for purchases of fixed assets
Total utang jangka panjang		11.607.093	11.887.855	Total long-term debts
Liabilitas pajak tangguhan - neto	2,3,20	1.011.722	1.050.282	Deferred tax liabilities - net
Utang kepada pihak-pihak berelasi	2,33,36,36	351.659	542.099	Due to related parties
Utang muka setoran modal dari kepentingan nonpengendali	1	1.820	83.300	Advance for stock subscription from non-controlling interest
Liabilitas imbalan kerja karyawan	2,3,22	6.462.639	5.360.277	Liabilities for employees benefits
Liabilitas estimasi atas biaya pembongkaran aset tetap	2,3,13	110.068	89.838	Estimated liabilities for assets dismantling costs
Total Liabilitas Jangka Panjang		19.545.001	19.013.651	Total Non-Current Liabilities
TOTAL LIABILITAS	38	41.182.764	38.233.092	TOTAL LIABILITIES

Catatan atas laporan keuangan konsolidasian terlampir merupakan bagian yang tidak terpisahkan dari laporan keuangan konsolidasian secara keseluruhan.

The accompanying notes to the consolidated financial statements form an integral part of these consolidated financial statements taken as a whole.

The original consolidated financial statements included herein are in Indonesian language

**PT INDOFOOD SUKSES MAKMUR Tbk
DAN ENTITAS ANAKNYA
LAPORAN POSISI KEUANGAN
KONSOLIDASIAN
Tanggal 31 Desember 2018
(Disajikan dalam Jutaan Rupiah,
Kecuali Dinyatakan Lain)**

**PT INDOFOOD SUKSES MAKMUR Tbk
AND ITS SUBSIDIARIES
CONSOLIDATED STATEMENT OF
FINANCIAL POSITION
As of December 31, 2018
(Expressed in Millions of Rupiah,
Unless Otherwise Stated)**

		31 Desember / December 31, 2018	(Disajikan Kembali - Catatan 4) / (As Restated - Notes 4)	1 Januari 2017/ 31 Desember 2016 January 1, 2017/ December 31, 2016	(Disajikan Kembali - Catatan 4) / (As Restated - Notes 4)	
	Catatan/ Notes	31 Desember / December 31, 2018	(Disajikan Kembali - Catatan 4) / (As Restated - Notes 4)	1 Januari 2017/ 31 Desember 2016 January 1, 2017/ December 31, 2016	(Disajikan Kembali - Catatan 4) / (As Restated - Notes 4)	
ASET						ASSETS
ASET LANCAR						CURRENT ASSETS
Kas dan setara kas	2,9,34,35,38	8.809.253	13.689.998	13.362.236		Cash and cash equivalents
Investasi jangka pendek	2,3,5,34,35	4.118.936	800.159	534.138		Short-term investments
Piutang	2,34,35,38					Accounts receivable
Usaha	3,7					Trade
Pihak ketiga - neto		4.258.489	3.941.053	3.729.640		Third parties - net
Pihak berelasi	32	1.543.472	1.058.680	887.205		Related parties
Bukan usaha						Non-trade
Pihak ketiga	13,33	951.588	1.430.300	216.638		Third parties
Pihak berelasi	32,33	219.116	382.852	371.033		Related parties
Persediaan - neto	2,4,3,8	11.644.150	9.792.768	8.670.179		Inventories - net
Asat biologis	4	518.656	536.821	464.722		Biological assets
Uang muka dan jaminan	9	822.966	690.160	699.403		Advances and deposits
Pajak dibayar di muka	2,3,19	503.769	368.412	320.384		Prepaid taxes
Biaya dibayar di muka dan aset lancar lainnya	2,32	264.206	216.929	214.044		Prepaid expenses and other current assets
Total Aset Lancar		33.272.818	32.948.131	29.489.823		Total Current Assets
ASET TIDAK LANCAR						NON-CURRENT ASSETS
Tagihan pajak penghasilan	2,3,19	448.277	215.062	271.485		Claims for tax refund
Piutang plasma - neto	2,3,33,34,35,36	1.355.312	1.158.659	1.064.600		Plasma receivables - net
Asat pajak langgahan - neto	2,3,19	1.854.918	2.120.165	2.044.321		Deferred tax assets - net
Investasi jangka panjang	2,10,35,37,2,3,12	4.171.390	3.588.183	3.276.017		Long-term investments
Asat tetap - neto	4,32,33	42.388.238	39.492.287	35.126.820		Fixed assets - net
Properti investasi	2	42.188	42.188	42.188		Investment property
Biaya ditangguhkan - neto	2	805.980	758.038	627.998		Deferred charges - net
Goodwill	2,3,13	4.320.534	3.968.725	3.976.524		Goodwill
Asat tak berwujud - neto	2,3,13	2.136.679	1.830.140	2.329.997		Intangible assets - net
Biaya dibayar di muka jangka panjang	2	889.443	961.395	981.204		Long-term prepayments
Asat tidak lancar lainnya	2,4,12,14,32,33,35	4.844.221	1.317.004	3.408.658		Other non-current assets
Total Aset Tidak Lancar		63.265.179	65.452.746	63.239.612		Total Non-Current Assets
TOTAL ASET	37	96.537.997	98.400.877	92.729.435		TOTAL ASSETS

Catatan atas laporan keuangan konsolidasian terlampir merupakan bagian yang tidak terpisahkan dari laporan keuangan konsolidasian secara keseluruhan

The accompanying notes to the consolidated financial statements form an integral part of these consolidated financial statements taken as a whole

The original consolidated financial statements included herein are in Indonesian language.

**PT INDOFOOD SUKSES MAKMUR Tbk
DAN ENTITAS ANAKNYA
LAPORAN POSISI KEUANGAN
KONSOLIDASIAN (lanjutan)
Tanggal 31 Desember 2018
(Disajikan dalam Jutaan Rupiah,
Kecuali Dinyatakan Lain)**

**PT INDOFOOD SUKSES MAKMUR Tbk
AND ITS SUBSIDIARIES
CONSOLIDATED STATEMENT OF
FINANCIAL POSITION (continued)
As of December 31, 2018
As of December 31, 2018
(Expressed in Millions of Rupiah,
Unless Otherwise Stated)**

		31 Desember/ December 31, 2018	31 Desember/ December 31, 2017 (Disajikan Kembali - Catatan 4) / (As Restated - Notes 4)	1 Januari 2017/ 31 Desember 2016 January 1, 2017/ December 31, 2016 (Disajikan Kembali - Catatan 4) / (As Restated - Notes 4)	
LIABILITAS DAN EKUITAS					LIABILITIES AND EQUITY
LIABILITAS					LIABILITIES
LIABILITAS JANGKA PENDEK					CURRENT LIABILITIES
Utang bank jangka pendek dan cekiran	2,15,34,35,38	17.131.450	9.949.734	5.697.745	Short-term bank loans and overdraft
Utang trust receipts	2,16,34,35,38	606.883	630.225	1.218.664	Trust receipts payable
Utang usaha	2,17,34,35,38				Trade payables
Pihak ketiga		3.963.547	3.361.953	2.964.533	Third parties
Pihak berelasi	32	65.399	714.034	673.340	Related parties
Utang lain-lain - Pihak ketiga	2,32,35,38	1.471.841	1.390.487	1.222.534	Other payables - Third parties
Beban akrual	2,18,34,35	2.289.856	2.153.440	2.260.066	Accrued expenses
Liabilitas imbalan kerja jangka pendek	2,18	877.226	912.622	624.775	Short-term employee benefits liability
Utang pajak	2,3,19	296.533	392.351	640.182	Taxes payable
Utang jangka panjang yang jatuh tempo dalam waktu satu tahun	2,12				Current maturities of long- term debts
Utang bank	38	2.501.023	2.124.644	1.608.077	Bank loans
Utang obligasi	34	1.958.799	-	1.999.062	Bonds payable
					Liability for purchases of fixed assets
Utang pembelian aset tetap	38	2.541	2.254	10.460	
Total Liabilitas Jangka Pendek		31.264.162	21.637.763	18.219.441	Total Current Liabilities
LIABILITAS JANGKA PANJANG					NON-CURRENT LIABILITIES
Utang jangka panjang - setelah dikurangi bagian yang jatuh tempo dalam waktu satu tahun	2,12, 20,34,35				Long-term debts - net of current maturities
Utang bank	38	6.312.877	7.616.216	8.695.092	Bank loans
Utang obligasi		1.992.058	3.986.020	1.994.100	Bonds payable
					Liability for purchases of fixed assets
Utang pembelian aset tetap lainnya	38	-	2.377	4.603	Others
Total utang jangka panjang		7.489.975	11.607.083	11.687.656	Total long-term debts
Liabilitas pajak tangguhan - neto	2,3,19	891.843	1.127.069	1.181.502	Deferred tax liabilities - net
Utang kepada pihak-pihak berelasi	2,32,34,35	427.859	351.659	542.099	Due to related parties
Utang muka setoran modal dari keperlingan nonpengendali	1	-	1.820	83.300	Advance for stock subscription from non-controlling interests
Liabilitas imbalan kerja karyawan	2,3,21	6.406.539	6.462.639	5.560.277	Liabilities for employee benefits
Liabilitas estimasi atas biaya pembongkaran aset tetap	2,3,12	101.078	110.068	89.638	Estimated liabilities for assets dismantling costs
Total Liabilitas Jangka Panjang		15.416.894	19.660.348	19.144.931	Total Non-Current Liabilities
TOTAL LIABILITAS	37	46.620.996	41.298.111	35.364.372	TOTAL LIABILITIES

Catatan atas laporan keuangan konsolidasian terlampir merupakan bagian yang tidak terpisahkan dari laporan keuangan konsolidasian secara keseluruhan.

The accompanying notes to the consolidated financial statements form an integral part of these consolidated financial statements taken as a whole.

The original consolidated financial statements included herein are in Indonesian language.

**PT INDOFOOD SUKSES MAKMUR Tbk
DAN ENTITAS ANAKNYA
LAPORAN POSISI KEUANGAN
KONSOLIDASIAN
Tanggal 31 Desember 2019
(Disajikan dalam Jutaan Rupiah,
Kecuali Dinyatakan Lain)**

**PT INDOFOOD SUKSES MAKMUR Tbk
AND ITS SUBSIDIARIES
CONSOLIDATED STATEMENT OF
FINANCIAL POSITION
As of December 31, 2019
(Expressed in Millions of Rupiah,
Unless Otherwise Stated)**

	Catatan/ Notes	31 Desember 2019/ December 31, 2019	31 Desember 2018/ December 31, 2018	
ASET				ASSETS
ASET LANCAR				CURRENT ASSETS
Kas dan setara kas	2.4.33, 34.37	13.745.118	8.809.253	Cash and cash equivalents
Investasi jangka pendek	2.5, 33.34	55.492	4.118.936	Short-term investments
Piutang	2.33, 34.37			Accounts receivable
Usaha	3.8			Trade
Pihak ketiga - neto		4.128.356	4.258.499	Third parties - net
Pihak berelasi	31	1.277.677	1.143.472	Related parties
Bukan usaha				Non-trade
Pihak ketiga		331.283	561.589	Third parties
Pihak berelasi	31	227.094	219.116	Related parties
Persediaan - neto	2.3.7	6.658.705	11.644.156	Inventories - net
Aset biologis	10	717.620	516.656	Biological assets
Uang muka dan jaminan	8	633.227	822.966	Advances and deposits
Pajak dibayar dimuka	2.3.18	404.068	503.760	Prepaid taxes
Biaya dibayar di muka dan aset lancar lainnya	2	224.805	284.206	Prepaid expenses and other current assets
Total Aset Lancar		31.403.445	33.272.618	Total Current Assets
ASET TIDAK LANCAR				NON-CURRENT ASSETS
Tagihan pajak penghalangan	2.3.18, 2.3.32	280.131	446.277	Claims for tax refund
Piutang plasma - neto	34.35	1.457.728	1.378.256	Plasma receivables - net
Aset pajak tangguhan - neto	2.3.18	1.659.709	1.854.610	Deferred tax assets - net
Investasi jangka panjang	2.9, 34.38, 2.3.11,	5.065.061	4.171.390	Long-term investments
Aset tetap - neto	31	43.072.504	42.388.236	Fixed assets - net
Properti investasi	2	42.188	42.188	Investment property
Biaya ditangguhkan - neto	2	854.175	805.980	Deferred charges - net
Goodwill	2.3.12	4.306.329	4.300.534	Goodwill
Aset tak berwujud - neto	2.3.12	2.011.090	2.136.679	Intangible assets - net
Biaya dibayar di muka jangka panjang	2, 3.13,	838.867	899.443	Long-term prepayments
Aset tidak lancar lainnya	31, 32.34	5.230.332	4.821.277	Other non-current assets
Total Aset Tidak Lancar		64.795.114	63.265.178	Total Non-Current Assets
TOTAL ASET	36	96.198.559	96.537.796	TOTAL ASSETS

Catatan atas laporan keuangan konsolidasian terlampir merupakan bagian yang tidak terpisahkan dari laporan keuangan konsolidasian secara keseluruhan.

The accompanying notes to the consolidated financial statements form an integral part of these consolidated financial statements taken as a whole.

The original consolidated financial statements included herein are in Indonesian language.

**PT INDOFOOD SUKSES MAKMUR Tbk
DAN ENTITAS ANAKNYA
LAPORAN POSISI KEUANGAN
KONSOLIDASIAN (lanjutan)
Tanggal 31 Desember 2019
(Disajikan dalam Jutaan Rupiah,
Kecuali Dinyatakan Lain)**

**PT INDOFOOD SUKSES MAKMUR Tbk
AND ITS SUBSIDIARIES
CONSOLIDATED STATEMENT OF
FINANCIAL POSITION (continued)
As of December 31, 2019
(Expressed in Millions of Rupiah,
Unless Otherwise Stated)**

	Catatan/ Notes	31 Desember 2019/ December 31, 2019	31 Desember 2018/ December 31, 2018	
LIABILITAS DAN EKUITAS				LIABILITIES AND EQUITY
LIABILITAS				LIABILITIES
LIABILITAS JANGKA PENDEK				CURRENT LIABILITIES
Utang bank jangka pendek dari cukai	2, 14, 33, 34, 37	13.005.567	17.131.455	Short-term bank loans and overdraft
Utang trust receipt	2, 15, 33, 34, 37	-	605.853	Trust receipts payable
Utang usaha	2, 16, 33, 34, 37			Trade payables
Pihak ketiga		4.373.415	3.963.547	Third parties
Pihak berelasi	31	148.468	65.298	Related parties
Utang lain-lain - Pihak ketiga	2, 34, 37	1.465.898	1.471.841	Other payables - Third parties
Beban akrual	2, 17, 33, 34	2.888.302	2.289.850	Accrued expenses
Liabilitas imbalan kerja jangka pendek	2, 17	981.133	877.228	Short-term employee benefits liability
Utang pajak	2, 3, 18	607.465	295.533	Taxes payable
Utang jangka panjang yang jatuh tempo dalam waktu satu tahun	2, 11, 19, 33, 34			Current maturities of long- term debts
Utang bank	37	1.016.614	2.501.023	Bank loans
Utang obligasi	33	-	1.996.799	Bonds payable
Utang pembelian aset tetap		-	2.541	Liability for purchases of fixed assets
Total Liabilitas Jangka Pendek		24.086.862	31.204.102	Total Current Liabilities
LIABILITAS JANGKA PANJANG				NON-CURRENT LIABILITIES
Utang jangka panjang - setelah dikurangi bagian yang jatuh tempo dalam waktu satu tahun	2, 11, 19, 33, 34			Long-term debts - net of current maturities
Utang bank		6.953.533	5.312.877	Bank loans
Utang obligasi		1.994.153	1.992.058	Bonds payable
Lainnya		7.290	184.840	Others
Total utang jangka panjang		8.954.976	7.489.775	Total long-term debts
Liabilitas pajak tangguhan - neto	2, 3, 18	874.536	991.943	Deferred tax liabilities - net
Utang kepada pihak-pihak berelasi	2, 31, 33, 34	509.859	427.859	Due to related parties
Liabilitas imbalan kerja karyawan	2, 3, 20	6.832.216	6.406.530	Liabilities for employee benefits
Liabilitas estimasi atas biaya pembongkaran aset tetap	2, 3, 11	117.623	101.078	Estimated liabilities for assets dismantling costs
Total Liabilitas Jangka Panjang		17.329.209	15.416.894	Total Non-Current Liabilities
TOTAL LIABILITAS		41.996.071	48.620.996	TOTAL LIABILITIES

Catatan atas laporan keuangan konsolidasian terlampir merupakan bagian yang tidak terpisahkan dari laporan keuangan konsolidasian secara keseluruhan.

The accompanying notes to the consolidated financial statements form an integral part of these consolidated financial statements taken as a whole.

The original consolidated financial statements included herein are in Indonesian language.

**PT INDOFOOD SUKSES MAKMUR Tbk
DAN ENTITAS ANAKNYA
LAPORAN POSISI KEUANGAN
KONSOLIDASIAN
Tanggal 31 Desember 2020
(Disajikan dalam Jutaan Rupiah,
Kecuali Dinyatakan Lain)**

**PT INDOFOOD SUKSES MAKMUR Tbk
AND ITS SUBSIDIARIES
CONSOLIDATED STATEMENT OF
FINANCIAL POSITION
As of December 31, 2020
(Expressed in Millions of Rupiah,
Unless Otherwise Stated)**

	Catatan/ Notes	31 Desember 2020/ December 31, 2020	31 Desember 2019/ December 31, 2019	
ASET				ASSETS
ASET LANCAR				CURRENT ASSETS
Kas dan setara kas	2,4,34,35,38	17.336.900	13.745.118	Cash and cash equivalents
Investasi jangka pendek	2,5,34,35	1.275	55.492	Short-term investments
Piutang Usaha	2,34,35,38			Accounts receivable
Usaha	3,6			Trade
Pihak ketiga - neto		6.315.611	4.128.305	Third parties - net
Pihak berelasi	32	1.113.519	1.237.677	Related parties
Bukan usaha				Non-trade
Pihak ketiga		420.935	331.283	Third parties
Pihak berelasi	32	601.605	227.094	Related parties
Persediaan - neto	2,3,7	11.150.432	9.658.705	Inventories - net
Aset biologis	10	777.388	717.620	Biological assets
Uang muka dan jaminan	8	1.100.990	633.227	Advances and deposits
Pajak dibayar di muka	2,3,19	403.330	404.068	Prepaid taxes
Biaya dibayar di muka dan aset lancar lainnya	2	106.187	224.805	Prepaid expenses and other current assets
Total Aset Lancar		38.418.238	31.403.445	Total Current Assets
ASET TIDAK LANCAR				NON-CURRENT ASSETS
Teguhan pajak penghasilan	2,3,19	111.177	260.131	Claims for tax refund
Piutang plasma - neto	2,3,33			
Piutang plasma - neto	35,36	1.558.254	1.457.728	Plasma receivables - net
Aset pajak tangguhan - neto	2,3,19	1.213.489	1.609.709	Deferred tax assets - net
Investasi jangka panjang	2,9,35,37	11.682.021	9.005.061	Long-term investments
Aset hak guna	2,3,11	1.192.845	-	Right of use assets
Aset tetap - neto	2,3,12,32	49.862.919	43.072.504	Fixed assets - net
Properti investasi	2	42.188	42.188	Investment property
Biaya ditangguhkan - neto	2	850.573	854.175	Deferred charges - net
Goodwill	2,3,13	56.482.875	4.305.329	Goodwill
Aset tak berwujud - neto	2,3,13	1.858.998	2.011.090	Intangible assets - net
Biaya dibayar di muka jangka panjang	2	13.282	836.867	Long-term prepayments
Aset tidak lancar lainnya	2,14,32,33,35	3.889.637	5.230.332	Other non-current assets
Total Aset Tidak Lancar		124.718.278	64.795.114	Total Non-Current Assets
TOTAL ASET	37	163.136.516	96.198.559	TOTAL ASSETS

Catatan atas laporan keuangan konsolidasian terlampir merupakan bagian yang tidak terpisahkan dari laporan keuangan konsolidasian secara keseluruhan.

The accompanying notes to the consolidated financial statements form an integral part of these consolidated financial statements taken as a whole.

The original consolidated financial statements included herewith are in Indonesian language.

**PT INDOFOOD SUKSES MAKMUR Tbk
DAN ENTITAS ANAKNYA
LAPORAN POSISI KEUANGAN
KONSOLIDASIAN (lanjutan)
Tanggal 31 Desember 2020
(Disajikan dalam Jutaan Rupiah,
Kecuali Dinyatakan Lain)**

**PT INDOFOOD SUKSES MAKMUR Tbk
AND ITS SUBSIDIARIES
CONSOLIDATED STATEMENT OF
FINANCIAL POSITION (continued)
As of December 31, 2020
(Expressed in Millions of Rupiah,
Unless Otherwise Stated)**

	Catatan/ Notes	31 Desember 2020/ December 31, 2020	31 Desember 2019/ December 31, 2019	
LIABILITAS DAN EKUITAS				LIABILITIES AND EQUITY
LIABILITAS				LIABILITIES
LIABILITAS JANGKA PENDEK				CURRENT LIABILITIES
Utang bank jangka pendek dan cerukan	2,15,34,35,38	13.800.300	13.005.567	Short-term bank loans and overdraft
Utang usaha	2,17,34,35,38			Trade payables
Pihak ketiga		4.327.951	4.373.415	Third parties
Pihak berelasi	32	79.504	148.465	Related parties
Utang lain-lain - Pihak ketiga	2,35,38	1.747.882	1.465.898	Other payables - Third parties
Beban akrual	2,18,34,35	3.374.396	2.888.302	Accrued expenses
Liabilitas imbalan kerja jangka pendek	2,18	1.496.217	981.133	Short-term employee benefits liability
Utang pajak	2,3,19	2.176.820	807.465	Taxes payable
Liabilitas sewa	11	99.787	-	Lease liabilities
Utang jangka panjang yang jatuh tempo dalam waktu satu tahun	2,12			Current maturities of long-term debts
Utang bank	38	912.918	1.016.614	Bank loans
Total Liabilitas Jangka Pendek		27.979.875	24.606.862	Total Current Liabilities
LIABILITAS JANGKA PANJANG				NON-CURRENT LIABILITIES
Utang jangka panjang - setelah dikurangi bagian yang jatuh tempo dalam waktu satu tahun	2,12			Long-term debts - net of current maturities
Utang bank	20,34,35	36.568.706	6.953.533	Bank loans
Utang obligasi		1.996.572	1.594.153	Bonds payable
Lainnya		7.788	7.290	Others
Total utang jangka panjang		38.573.066	8.554.976	Total long-term debts
Liabilitas sewa	11	134.355	-	Lease liabilities
Liabilitas pajak langgahan - neto	2,3,19	760.483	874.536	Deferred tax liabilities - net
Utang kepada pihak-pihak berelasi	2,32,34,35	516.143	509.859	Due to related parties
Liabilitas imbalan kerja karyawan	2,3,21	6.750.870	6.852.215	Liabilities for employee benefits
Liabilitas estimasi atas biaya pembongkaran aset tetap	2,3,12	111.418	117.623	Estimated liabilities for assets dismantling costs
Liabilitas jangka panjang lainnya	1	9.168.257	-	Other long-term liabilities
Total Liabilitas Jangka Panjang		86.822.587	17.308.309	Total Non-Current Liabilities
TOTAL LIABILITAS		83.998.472	41.998.671	TOTAL LIABILITIES

Catatan atas laporan keuangan konsolidasian terlampir merupakan bagian yang tidak terpisahkan dari laporan keuangan konsolidasian secara keseluruhan.

The accompanying notes to the consolidated financial statements form an integral part of these consolidated financial statements taken as a whole.

The original consolidated financial statements included herein are in Indonesian language.

**PT INDOFOOD SUKSES MAKMUR Tbk
DAN ENTITAS ANAKNYA
LAPORAN POSISI KEUANGAN
KONSOLIDASIAN
Tanggal 31 Desember 2021
(Disajikan dalam Jutaan Rupiah,
Kecuali Dinyatakan Lain)**

**PT INDOFOOD SUKSES MAKMUR Tbk
AND ITS SUBSIDIARIES
CONSOLIDATED STATEMENT OF
FINANCIAL POSITION
As of December 31, 2021
(Expressed in Millions of Rupiah,
Unless Otherwise Stated)**

	Catatan/ Notes	31 Desember 2021/ December 31, 2021	31 Desember 2020/ December 31, 2020	
ASET				ASSETS
ASET LANCAR				CURRENT ASSETS
Kas dan setara kas	2,4.34.35.38	29.478.125	17.336.960	Cash and cash equivalents
Investasi jangka pendek	2,5.34.35	1.153.637	1.275	Short-term investments
Piutang	2,34.35,38			Accounts receivable
Usaha	3,6			Trade
Pihak ketiga - neto		6.230.060	5.315.611	Third parties - net
Pihak berelasi	3,2	1.395.975	1.113.510	Related parties
Bukan usaha				Non-trade
Pihak ketiga		194.078	420.930	Third parties
Pihak berelasi	3,2	644.187	601.605	Related parties
Persediaan - neto	2,3.7	12.683.839	11.150.432	Inventories - net
Aset biologis	10	873.393	777.388	Biological assets
Uang muka dan jaminan	8	1.040.018	1.100.996	Advances and deposits
Pajak dibayar di muka	2,3.19	371.507	493.330	Prepaid taxes
Biaya dibayar di muka dan aset lancar lainnya	2	118.576	106.187	Prepaid expenses and other current assets
Total Aset Lancar		54.183.399	38.418.238	Total Current Assets
ASET TIDAK LANCAR				NON-CURRENT ASSETS
Tagihan pajak penghasilan	2,3.19	90.852	111.177	Claims for tax refund
	2,3.33,			
	35,36	1.316.574	1.558.254	Plasma receivables - net
Piutang plasma - neto				Deferred tax assets - net
Aset pajak langgahan - neto	2,3.19	959.710	1.213.499	Long-term investments
Investasi jangka panjang	2,9.35,37	12.102.115	11.682.021	Right of use assets - net
Aset hak guna - neto	2,3.11	1.141.585	1.192.845	Fixed assets - net
Aset tetap - neto	2,3.12,32	46.751.821	45.862.919	Investment property
Properti investasi	2	42.188	42.188	Deferred charges - net
Biaya ditangguhkan - neto	2	819.824	830.573	Goodwill
Goodwill	2,3.13	56.462.875	56.462.875	Intangible assets - net
Aset tak berwujud - neto	2,3.13	1.725.760	1.858.998	
Biaya dibayar di muka jangka panjang	2	11.897	13.292	Long-term prepayments
Aset tidak lancar lainnya	2,14,			Other non-current assets
Aset tidak lancar lainnya	32,33,35	3.747.593	3.889.637	
Total Aset Tidak Lancar		125.172.794	124.716.278	Total Non-Current Assets
TOTAL ASET	37	179.356.193	163.136.516	TOTAL ASSETS

Catatan atas laporan keuangan konsolidasian terlampir merupakan bagian yang tidak terpisahkan dari laporan keuangan konsolidasian secara keseluruhan.

The accompanying notes to the consolidated financial statements form an integral part of these consolidated financial statements taken as a whole.

The original consolidated financial statements included herein are in Indonesian language.

**PT INDOFOOD SUKSES MAKMUR Tbk
DAN ENTITAS ANAKNYA
LAPORAN POSISI KEUANGAN
KONSOLIDASIAN (lanjutan)
Tanggal 31 Desember 2021
(Disajikan dalam Jutaan Rupiah,
Kecuali Dinyatakan Lain)**

**PT INDOFOOD SUKSES MAKMUR Tbk
AND ITS SUBSIDIARIES
CONSOLIDATED STATEMENT OF
FINANCIAL POSITION (continued)
As of December 31, 2021
(Expressed in Millions of Rupiah,
Unless Otherwise Stated)**

	Catatan/ Notes	31 Desember 2021/ December 31, 2021	31 Desember 2020/ December 31, 2020	
LIABILITAS DAN EKUITAS				LIABILITIES AND EQUITY
LIABILITAS				LIABILITIES
LIABILITAS JANGKA PENDEK				CURRENT LIABILITIES
Utang bank jangka pendek dan cetakan	2,15,34,35,38	13.305.721	13.800.300	Short-term bank loans and overdraft
Utang usaha	2,17,34,35,38			Trade payables
Pihak ketiga		5.034.399	4.327.951	Third parties
Pihak berelasi	32	122.736	79.604	Related parties
Utang lain-lain - Pihak ketiga	2,35,38	1.825.311	1.747.882	Other payables - Third parties
Beban akrual	2,18,34,35	3.551.516	3.374.396	Accrued expenses
Liabilitas imbalan kerja jangka pendek	2,18	1.445.680	1.456.217	Short-term employee benefits liability
Utang pajak	2,3,19	1.749.655	2.176.820	Taxes payable
Liabilitas sewa	11	78.005	89.787	Lease liabilities
Utang jangka panjang yang jatuh tempo dalam waktu satu tahun	2,12, 20,34,35			Current maturities of long- term debts
Utang bank	38	2.012.532	912.918	Bank loans
Utang obligasi	1,20	1.995.992	-	Bonds payable
Liabilitas jangka pendek lainnya	1	9.274.857	-	Other short-term liabilities
Total Liabilitas Jangka Pendek		40.403.404	27.975.875	Total Current Liabilities
LIABILITAS JANGKA PANJANG				NON-CURRENT LIABILITIES
Utang jangka panjang - setelah dikurangi bagian yang jatuh tempo dalam waktu satu tahun	2,12, 20,34,35			Long-term debts - net of current maturities
Utang bank		5.503.779	36.568.706	Bank loans
Utang obligasi	1,20	38.951.532	1.995.572	Bonds payable
Lainnya		7.788	7.788	Others
Total utang jangka panjang		44.463.099	38.573.066	Total long-term debts
Liabilitas sewa	11	172.219	134.355	Lease liabilities
Liabilitas pajak tangguhan - neto	2,3,19	879.123	768.483	Deferred tax liabilities - net
Utang kepada pihak-pihak berelasi	2,32,34,35	618.913	515.143	Due to related parties
Liabilitas imbalan kerja karyawan	2,3,21	6.075.229	6.750.875	Liabilities for employee benefits
Liabilitas estimasi atas biaya pembongkaran aset tetap	2,3,12	112.095	111.418	Estimated liabilities for assets dismantling costs
Liabilitas jangka panjang lainnya	1	-	9.168.257	Other long-term liabilities
Total Liabilitas Jangka Panjang		52.320.678	56.022.597	Total Non-Current Liabilities
TOTAL LIABILITAS		92.724.082	83.998.472	TOTAL LIABILITIES

Catatan atas laporan keuangan konsolidasian terlampir merupakan bagian yang tidak terpisahkan dari laporan keuangan konsolidasian secara keseluruhan.

The accompanying notes to the consolidated financial statements form an integral part of these consolidated financial statements taken as a whole.

The original consolidated financial statements included herein are in Indonesian language.

**PT INDOFOOD SUKSES MAKMUR TBK
DAN ENTITAS ANAKNYA
LAPORAN POSISI KEUANGAN
KONSOLIDASIAN
Tanggal 31 Desember 2022
(Disajikan dalam Jutaan Rupiah,
Kecuali Dinyatakan Lain)**

**PT INDOFOOD SUKSES MAKMUR TBK
AND ITS SUBSIDIARIES
CONSOLIDATED STATEMENT OF
FINANCIAL POSITION
As of December 31, 2022
(Expressed in Millions of Rupiah,
Unless Otherwise Stated)**

		31 Desember/ December 31, 2022	31 Desember/ December 31, 2021 (Disajikan Kembali - Catatan 4) (As Restated - Note 4)	1 Januari 2021/ 31 Desember 2020/ January 1, 2021/ December 31, 2020 (Disajikan Kembali - Catatan 4) (As Restated - Note 4)	
ASET					ASSETS
ASET LANCAR					CURRENT ASSETS
Kas dan setara kas	2,5,34,35,38	25.945.916	20.478.120	17.336.960	Cash and cash equivalents
Investasi jangka pendek	2,8,34,35	976.134	1.163.837	1.275	Short-term investments
Piutang	2,34,35,38				Accounts receivable
Usaha	3,7				Trade
Pihak ketiga - neto		6.805.539	6.230.066	5.315.611	Third parties - net
Pihak berelasi	32	1.475.001	1.395.975	1.113.519	Related parties
Bukan usaha					Non-trade
Pihak ketiga		301.972	194.078	420.935	Third parties
Pihak berelasi	32	418.341	644.187	601.605	Related parties
Persediaan - neto	2,3,8	18.517.373	12.683.836	11.150.432	Inventories - net
Aset biologis	11	769.634	873.393	777.388	Biological assets
Uang muka dan jaminan	9	960.026	1.040.016	1.100.996	Advances and deposits
Pajak dibayar di muka	2,3,19	562.920	371.507	493.330	Prepaid taxes
Biaya dibayar di muka dan aset lancar lainnya	2	153.814	118.576	106.167	Prepaid expenses and other current assets
Total Aset Lancar		54.876.668	54.183.399	38.418.238	Total Current Assets
ASET TIDAK LANCAR					NON-CURRENT ASSETS
Tagihan pajak penghasilan	2,3,19	132.652	90.852	111.177	Claims for tax refund
Tagihan pajak penghasilan	2,3,33,34				Claims for tax refund
Piutang plasma - neto	35,36	937.832	1.316.574	1.558.254	Plasma receivables - net
Aset pajak tangguhan - neto	2,3,19	697.730	875.275	1.068.640	Deferred tax assets - net
Investasi jangka panjang	2,10,35,37	12.906.555	12.192.197	11.682.144	Long-term investments
Aset hak guna - neto	2,3,12	1.044.274	1.141.585	1.192.645	Right of use assets - net
Aset tetap - neto	2,3,13,32	47.410.528	48.751.821	45.962.919	Fixed assets - net
Properti investasi	2	42.188	42.188	42.188	Investment property
Beban ditangguhkan - neto	2	878.581	819.824	830.573	Deferred charges - net
Goodwill	2,3,14	58.358.190	58.482.876	58.482.875	Goodwill
Aset tak berwujud - neto	2,3,14	1.582.522	1.725.760	1.858.998	Intangible assets - net
Biaya dibayar di muka jangka panjang	2	9.169	11.897	13.292	Long-term prepayments
Aset tidak lancar lainnya	2,11,15,32,33,35	3.548.411	3.747.593	3.889.637	Other non-current assets
Total Aset Tidak Lancar		125.556.632	125.088.441	124.593.542	Total Non-Current Assets
TOTAL ASET	37	180.433.300	179.271.840	162.911.780	TOTAL ASSETS

Catatan atas laporan keuangan konsolidasian terlampir merupakan bagian yang tidak terpisahkan dari laporan keuangan konsolidasian secara keseluruhan.

The accompanying notes to the consolidated financial statements form an integral part of these consolidated financial statements taken as a whole.

The original consolidated financial statements included herein are in Indonesian language.

**PT INDOFOOD SUKSES MAKMUR TBK
DAN ENTITAS ANAKNYA
LAPORAN POSISI KEUANGAN
KONSOLIDASIAN (lanjutan)
Tanggal 31 Desember 2022
(Disajikan dalam Jutaan Rupiah,
Kecuali Dinyatakan Lain)**

**PT INDOFOOD SUKSES MAKMUR TBK
AND ITS SUBSIDIARIES
CONSOLIDATED STATEMENT OF
FINANCIAL POSITION (continued)
As of December 31, 2022
(Expressed in Millions of Rupiah,
Unless Otherwise Stated)**

		31 Desember/ December 31, 2022	31 Desember/ December 31, 2021	1 Januari 2021/ 31 Desember 2020/ January 1, 2021/ December 31, 2020	
	Catatan/ Notes		(Disajikan Kembali - Catatan 4/ (As Restated - Note 4)	(Disajikan Kembali - Catatan 4/ (As Restated - Note 4)	
LIABILITAS DAN EKUITAS					LIABILITIES AND EQUITY
LIABILITAS					LIABILITIES
LIABILITAS JANGKA PENDEK					CURRENT LIABILITIES
Utang bank jangka pendek, cerukan, dan utang trust receipts	2.16,34,35,38	15.254.754	13.305.721	13.800.300	Short-term bank loans, overdrafts, and trust receipts payable
Utang usaha	2.17,34,35,38				Trade payables
Pihak ketiga		5.237.585	5.034.399	4.327.951	Third parties
Pihak berelasi	32	134.725	122.735	79.504	Related parties
Utang lain-lain - Pihak ketiga	2,35,38	1.506.104	1.826.311	1.747.282	Other payables - Third parties
Beban akrual	2.18,34,35	3.616.206	3.551.516	3.374.396	Accrued expenses
Liabilitas imbalan kerja jangka pendek	2,18	1.485.887	1.448.680	1.456.217	Short-term employee benefits liability
Utang pajak	2,3,19	1.678.829	1.749.855	2.178.820	Taxes payable
Liabilitas sewa	12	94.350	78.005	99.787	Lease liabilities
Utang jangka panjang yang jatuh tempo dalam waktu satu tahun	2,13, 20,34,35				Current maturities of long-term debts
Utang bank	38	1.627.501	2.012.532	912.918	Bank loans
Utang obligasi	1,20	-	1.098.992	-	Bonds payable
Liabilitas jangka pendek lainnya	1	-	9.274.857	-	Other short-term liabilities
Total Liabilitas Jangka Pendek		38.725.942	46.402.404	27.975.875	Total Current Liabilities
LIABILITAS JANGKA PANJANG					NON-CURRENT LIABILITIES
Utang jangka panjang - setelah dikurangi bagian yang jatuh tempo dalam waktu satu tahun	2,13, 20,34,35				Long-term debts - net of current maturities
Utang bank		6.205.281	5.503.779	36.968.706	Bank loans
Utang obligasi	1,20	42.957.686	38.951.532	1.996.572	Bonds payable
Lainnya		8.753	7.788	7.788	Others
Total utang jangka panjang		49.181.720	44.463.099	38.573.066	Total long-term debts
Liabilitas sewa	12	90.732	172.219	134.355	Lease liabilities
Liabilitas pajak langguhan - neto	2,3,19	913.836	894.613	789.102	Deferred tax liabilities - net
Utang kepada pihak-pihak berelasi	2,32,34,35	600.613	618.913	516.143	Due to related parties
Liabilitas imbalan kerja karyawan	2,3,21	5.162.226	5.620.908	6.009.614	Liabilities for employee benefits
Liabilitas estimasi atas biaya pembongkaran aset tetap	2,3,13	115.093	112.095	111.418	Estimated liabilities for assets dismantling costs
Liabilitas jangka panjang lainnya	1	-	-	9.168.257	Other long-term liabilities
Total Liabilitas Jangka Panjang		56.084.320	51.881.927	55.381.955	Total Non-Current Liabilities
TOTAL LIABILITAS	37	84.810.262	92.285.331	83.357.830	TOTAL LIABILITIES

Catatan atas laporan keuangan konsolidasian terlampir merupakan bagian yang tidak terpisahkan dari laporan keuangan konsolidasian secara keseluruhan.

The accompanying notes to the consolidated financial statements form an integral part of these consolidated financial statements taken as a whole.