

APPENDICES

Appendix 1:**INTERVIEW TRANSCRIPT**

Title : EFL Students' Challenges In Delivering Presentation By Peer Assessment.
 Time : 10.00 – 11.00 AM
 Date : Saturday, 11 May 2024
 Recording Device : Via Zoom Application

(Adapted from Ghinan Nafsiha Basith, 2021)

Table Appendix 1 Question & Answers

Question 1: How did you feel about delivering presentation?	
Codes	Interview
S1	It felt quite interesting with considerable amount of talking.
S2	I feel this activity is very helpful for developing teamwork skills, analyzing other people's performance.
S3	It felt really fun and interesting because everyone got to talk and listen to each other.
S4	During the activity i feel so much fun because the topic is very close to me.
S5	Comfortable and simple.
Question 2: What was the easiest part about delivering presentation?	
S1	Have to explain something.
S2	The easiest part is when we can describe everything we have known in our minds related to the given topic.

S3	Talking to my friends is the easiest part for me compared to talking to strangers.
S4	The easiest part is when I explain the differences there are objects.
S5	Asking questions.
Question 3: What was the most challenging part during delivering presentation?	
S1	Deciding peer's score band.
S2	For me, the most challenging thing about this activity was when I was not familiar with the topic and I also felt afraid that I would not be able to express my ideas on the topic because I had no preparation at first.
S3	Discussing topics that have not been determined makes me challenged in carrying out this activity because I have to spontaneously think it.
S4	The most challenging is to bring out your ideas of using it in speaking class.
S5	Presenting the argument because it happened spontaneously and had limited time.
Question 4: How nervous were you to speak in front of your peers?	
S1	Only slightly nervous.
S2	I was a bit nervous.
S3	I don't really feel nervous when speaking to my peers because I'm more confident when speaking to my peers that I have known personally than strangers.
S4	Honestly, I am not really nervous because I know what I am going to talk.
S5	Actually I felt nervous little a bit because my peer was very friendly.
Question 5: How did your feeling beforehand compare to the feeling when you actually presented for your peers?	

S1	It felt almost pretty much the same, I enjoyed it.
S2	First i feel worried about what i have to say when the topic given spontaneously, but when i begin to speak i am not nervous anymore.
S3	I feel curious when I haven't had a discussion with my peers and when the discussion is taking place I feel excited.
S4	It was challenging and exciting. All the topics are related in our daily life.
S5	I felt curious about what the topic which I should to explain for my peer and other participants and also feel excited.
Question 6: What is the perspective that you will say to another person when she/he does well during his/her speaking?	
S1	Expressions of gratitude and some physical respond such as head shaking.
S2	Well, that's true... It was a great performance.
S3	I give appreciation like "good or excellent" when other people do speaking related topics that are discussed in a good and structured manner.
S4	You're amazing. I could say that words in term of their thought and insight.
S5	I give appreciation like "good or excellent" when other people do speaking related topic.
Question 7: What were some of the powerful learning moments that you feel in delivering presentation?	
S1	The feeling to have an authority of marking someone performance.
S2	This is not just speaking but also testing our listening skills, because in the question section sometimes we have to clarify what the speaker is talking about, and this can also improve our speaking skills and exploration of our thoughts about what we already know.
S3	Learning moments that were very useful for me were when exchanging points of view.
S4	When someone gave their ideas and thoughts it also gave me some

	new things.
S5	I felt brave to speak spontaneously at that time and I like the way of other participants in asking question.
Question 8: What are the most important things that you learned?	
S1	Listen to colleagues' performances.
S2	The most important thing is that i am not just try to spread my opinion in English, but i can expose the authentic opinion regarding the context.
S3	The most important thing is how to be able to speak effectively with the given time but can explain the important points in the discussion.
S4	How all these platforms influence me in speaking and improve my speaking skills.
S5	I learnt about how to gain information in peer by using an online application.
Question 9: How did you help others during delivering presentation?	
S1	I simply did nothing because I let my partner speak freely to boost their confidence.
S2	I couldn't help that much, but giving my additional opinion might be work when it comes to question and answer section.
S3	I often add my opinion when other people have explained their opinion.
S4	I added some opinion that i think it is also related with student life.
S5	I tried to give some comments on their mistakes in speaking and gave them opportunity to discuss the topic widely and freely.
Question 10: Do you feel you may have been hindered by others' performance?	
S1	No, there are some drawbacks but the performance is not one from them.

S2	No, i am not, that just about limited time to speak.
S3	I didn't feel it at all when the activity took place because we both gave our opinions and we accepted all different points of view on a topic.
S4	No, I am not. All of them doing their best in explaining their own topic.
S5	Actually no, I could give my attention while catch some information and experiences from them.

Appendix 2:**ORAL PRESENTATION OBSERVATION CHECKLIST**

Date : May 15th, 2024
 Teacher : English Teacher
 Observer : Tika Aini
 Class : 8B
 Students Name : NT

Table Appendix 2 Observation Checklist

Oral Presentation Skill	Description	Observed?			
		<i>Yes</i>	<i>Mostly</i>	<i>Sometimes</i>	<i>Rarely</i>
Accuracy	Does the student speak with few to no mistakes?			✓	
Pronunciation	Can student correctly sound out the spoken words?	✓			
Enunciation	Can student speak clearly?		✓		
Inflection	Does the student modulate his or her voice approximately to match the text?			✓	
Projection	Does the student's voice carry at an appropriate volume that anyone in the room can hear?		✓		
Tempo	Does the student maintain an appropriate rate of speech		✓		
Filler avoidance	Does the student avoid phrase like "um" or "like"?			✓	

(Adopted: Model Teaching, 2022)

ORAL PRESENTATION OBSERVATION CHECKLIST

Date : May 15th,2024
 Teacher : English Teacher
 Observer : Tika Aini
 Class : 8B
 Students Name : TH

Table Appendix 3 Observation Checklist

Oral Presentation Skill	Description	Observed?			
		<i>Yes</i>	<i>Mostly</i>	<i>Sometimes</i>	<i>Rarely</i>
Accuracy	Does the student speak with few to no mistakes?			✓	
Pronunciation	Can student correctly sound out the spoken words?			✓	
Enunciation	Can student speak clearly?			✓	
Inflection	Does the student modulate his or her voice approximately to match the text?		✓		
Projection	Does the student's voice carry at an appropriate volume that anyone in the room can hear?				✓
Tempo	Does the student maintain an appropriate rate of speech			✓	
Filler avoidance	Does the student avoid phrase like "um" or "like"?		✓		

(Adopted: Model Teaching, 2022.)

ORAL PRESENTATION OBSERVATION CHECKLIST

Date : May 15th,2024
 Teacher : English Teacher
 Observer : Tika Aini
 Class : 8B
 Students Name : DV


Table Appendix 4 Observation Checklist

Oral Presentation Skill	Description	Observed?			
		<i>Yes</i>	<i>Mostly</i>	<i>Sometimes</i>	<i>Rarely</i>
Accuracy	Does the student speak with few to no mistakes?			✓	
Pronunciation	Can student correctly sound out the spoken words?			✓	
Enunciation	Can student speak clearly?			✓	
Inflection	Does the student modulate his or her voice approximately to match the text?	✓			
Projection	Does the student's voice carry at an appropriate volume that anyone in the room can hear?				✓
Tempo	Does the student maintain an appropriate rate of speech				✓
Filler avoidance	Does the student avoid phrase like "um" or "like"?		✓		

(Adopted: Model Teaching, 2022.)

Appendix 3:

RESEARCH PERMIT


YAYASAN PENDIDIKAN GALUH
UNIVERSITAS GALUH
FAKULTAS KEGURUAN DAN ILMU PENDIDIKAN
Kampus: Jl. R.E. Martadinata No. 150 Tlp. (0265) 772192 Fax 771955 Ciamis

Nomor : 474 /21/SP/KM/DI/ II /2024 Ciamis, 29 Februari 2024
Perihal : Ijin Penelitian

Kepada
Yth. SMPN 1 Tambaksari
Di Tempat


Dengan Hormat,
Dalam rangka penyusunan Karya Ilmiah/Skripsi Mahasiswa FKIP Universitas Galuh Ciamis :

Nama : TIKA AINI
N I M : 2109200054
Program Studi : PENDIDIKAN BAHASA INGGRIS
Tingkat/Semester : IV (EMPAT)/VIII (DELAPAN)

Kami mohon dengan hormat bantuan Bapak/Ibu untuk dapat menerima dan memberikan kesempatan kepada yang bersangkutan dalam hal mengumpulkan data sehubungan dengan penulisan karya ilmiah (Skripsi) yang berjudul : THE STUDENTS' CHALLENGES IN DELIVERING PRESENTATION BY PEER ASSESSMENT

Demikian permohonan kami, atas bantuan dan perhatiannya kami ucapkan terima kasih.

Hormat Kami,
Wakil Dekan I


Yoyon Sutresna, Drs., M.Kes.
NIP. 196504121990021001

Tembusan disampaikan Kepada Yth,
1. Prodi di FKIP UNIGAL
2. Panitia DBS
3. Arsip

Appendix 4:

	<p>PEMERINTAH KABUPATEN CIAMIS DINAS PENDIDIKAN SMP NEGERI 1 TAMBAKSARI</p> <p>Jalan Raya Tambaksari No. 47 Kecamatan Tambaksari Kabupaten Ciamis 46388 Email: official.smpn1tambaksari@yahoo.co.id; Website: http://smpn1tambaksari.blogspot.co.id/</p>	
<p><u>SURAT KETERANGAN</u> Nomor : 421.2/103/SMP.1/2024</p>		
<p>Yang bertanda tangan dibawah ini, Kepala Sekolah SMP Negeri 1 Tambaksari menerangkan bahwa:</p>		
Nama	: TIKA AINI	
Tempat Tgl. Lahir	: Ciamis, 10 Oktober 2001	
NIM	: 2109200054	
Program Study	: Pendidikan Bahasa Inggris	
Perguruan Tinggi	: Universitas Galuh	
Alamat	: Jl. R.E Martadinata No. 150, Mekarjaya, Ciamis	
<p>Adalah benar nama tersebut diatas telah melaksanakan penelitian atau pengumpulan data di SMP Negeri 1 Tambaksari pada bulan Maret 2024 dalam rangka penyusunan penelitian ilmiah (skripsi) dengan judul :</p> <p>“EFL Student’s Challenges in Delivering English Presentation by Peer Assessment”</p> <p>Demikianlah Surat Keterangan ini dibuat dengan sebenarnya untuk dipergunakan sebagaimana mestinya.</p>		
<p>Tambaksari, 25 Juni 2024 Kepala SMP Negeri 1 Tambaksari</p> <div style="display: flex; align-items: center;">   </div> <p><u>BOBO SURYAMAN, S.Pd</u> NIP. 19660318 198810 1 003</p>		

Appendix 5:









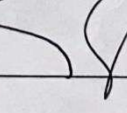
KEGIATAN BIMBINGAN SKRIPSI

No	Waktu		Pembimbing 1	Pembimbing 2	Paraf Pemb. 1	Paraf Pemb. 2
	Tanggal	Jam	Topik Bimbingan	Topik Bimbingan		
1	12/12 2023	11.00 WIB	fixasi topic	Ajman TOPIC	Mgs	
2	14/12 2023	13.00 WIB	draft 1 & 3	Draft 1 (Ajman)	Mgs	
3	20/12 2023	11.00 WIB	fixasi RQS Instrument	Draft 1-2 Konseling RQ Instrument	Mgs	
4	11/01 2024	10.00 WIB	Acc Bab 1-3	Ajman BAB 3	Mgs	
5	27/01 2024	10.30 WIB	Ajman BAB IV Belum Fix 1	ACC BAB 1-3 ~	Mgs	
6	01/02 2024	10.00 WIB	Ajman BAB IV Belum Fix 2	Konseling BAB IV Belum fixasi 1	Mgs	
7	20/02 2024	10.30 WIB	Konseling BAB IV 1	Konseling BAB IV Belum fixasi 2	Mgs	
8	24/04 2024	10.30 WIB	Konseling Revisi BAB IV	Konseling + Revisi Judul (Tambahan)	Mgs	

Mgs

Appendix 6:

KEGIATAN BIMBINGAN SKRIPSI

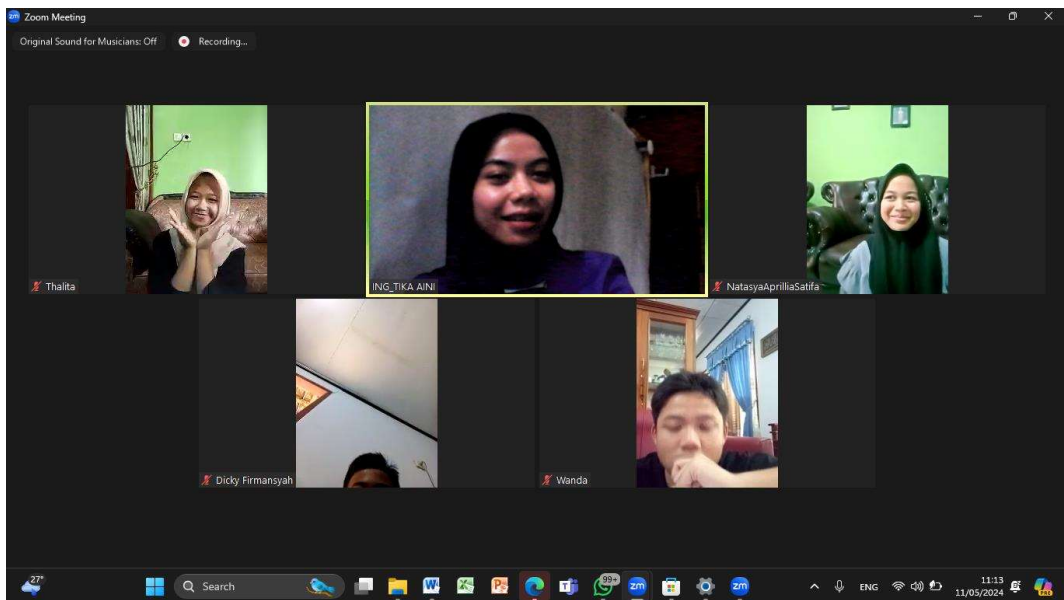
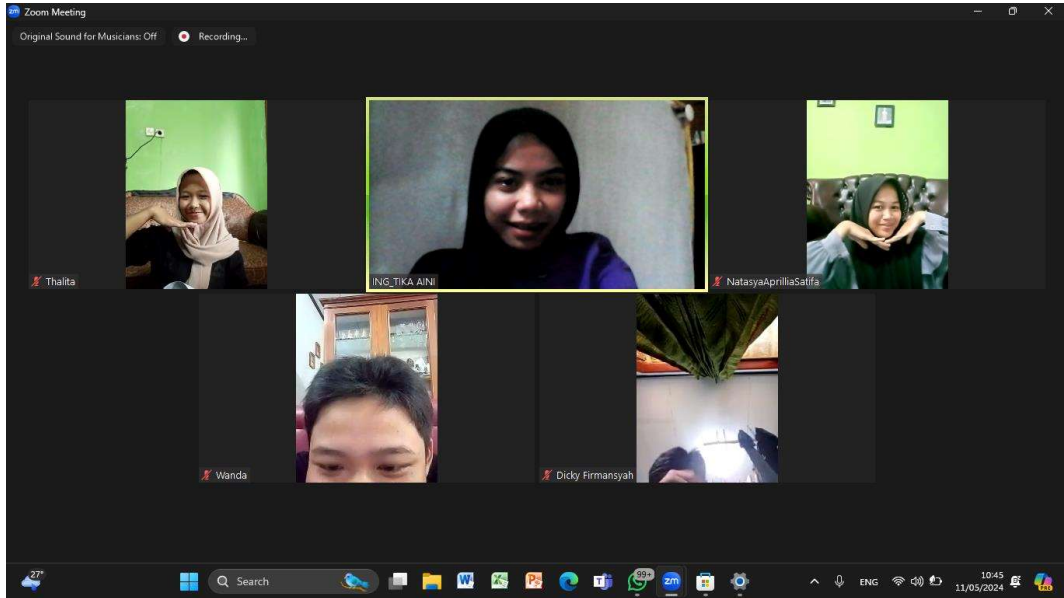
No.	Waktu		Pembimbing 1	Pembimbing 2	Paraf Pemb. 1	Paraf Pemb. 2
	Tanggal	Jam	Topic Bimbingan	Topic Bimbingan		
9.	27/05 2024	10.00 WIB	Ajuan BAB IV	Ajuan BAB IV	Mgf	
10.	08/06 2024	10.00 WIB	Revisi Findings	Revisi Findings & Discussion I	Mgf	
11.	26/06 2024	10.00 WIB	Revisi Discussion	Revisi Findings & Discussion II	Mgf	
12.	09/07 2024	10.00 WIB	Ajuan Article	Revisi Abstract	Mgf	
13.	15/07 2024	10.00 WIB	Revisi Article Introduction	Ajuan Article	Mgf	
14.	26/07 2024	10.00 WIB	Fixasi Article Introduction	Revisi Article Method	Mgf	
15.	05/08 2024	10.00 WIB	Checking Article	Konseling Findings I	Mgf	
16.	12/08 2024	10.00 WIB	Checking Fixasi Introduction Article & SKRIPSI	Konseling Findings II	Mgf	
17.						

Appendix 7:**DOCUMENTATION**

Appendix 8:



Appendix 9:



Curriculum Vitae

CURRICULUM VITAE



A. Personal identity

Name : Tika Aini
Place of Birth : Ciamis
Date of Birth : 10 October 2001
Sex : Female
Home Address : Jl. Raya Tambaksari RT 03 RW 01
Mekarsari, Kecamatan Tambaksari
Kabupaten Ciamis.
Nationality : Indonesia
Phone/ Mobile : 085797738520
E-mail : tikaagy1@gmail.com

B. Educational Program

- Elementary School at SDN 1 Mekarsari (2008-2014)
- Junior High School at SMP 1 Tambaksari (2014-2017)
- Senior High School at SMAN 1 Rancah (2017-2020)